


Sabdrain

drainage
channel
system


ASAB
SD SYSTEM GROUP

04.2019

DETAILS MAKE THE DIFFERENCE



QUALITY

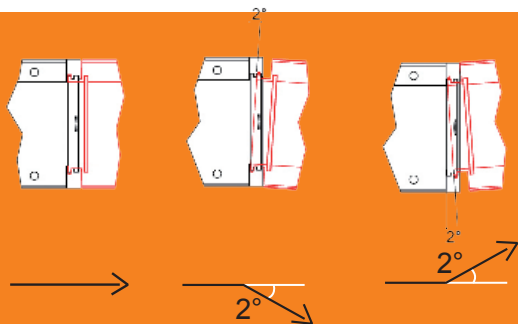



INDEX

		I dettagli che fanno la differenza Details that make the difference	04
Load class		Posa in opera Installation	06
A15	100	Canale PP e griglia a fessura in acciaio zincato PP channel and galvanized steel slotted grid	10
A15	100	Canale PP e griglia a fessura in PP PP channel and PP slotted grid	12
B125	C250 100 150	Canale PP e griglia a fessura in PAFV PP channel and PAGF slotted grid	14
A15	100 150 200	Canale PP e griglia a fessura in acciaio zincato PP channel and galvanized steel slotted grid	16
B125	100 150 200	Canale PP e griglia a maglia 33x11 in acciaio zincato PP channel and galvanized steel netted grid 33x11	18
B125	100 150 200	Canale PP e griglia a maglia 33x33 in acciaio zincato PP channel and galvanized steel netted grid 33x33	20
B125	100 150 200	Canale PP bordi acciaio e griglia a maglia 33x11 in acciaio zincato Steel edged PP channel and galvanized steel netted grid 33x11	22
B125	100 150 200	Canale PP bordi acciaio e griglia a maglia 33x33 in acciaio zincato Steel edged PP channel and galvanized steel netted grid 33x33	24
C250	100 150 200	Canale PP e griglie a fessura in ghisa sferoidale PP channel and cast iron grids	26
C250	100 150 200	Canale PP bordi acciaio e griglie a fessura in ghisa sferoidale Steel edged PP channel and cast iron grids	28
D400	100 150 200	Canale PP bordi acciaio e griglie a fessura in ghisa sferoidale Steel edged PP channel and cast iron grids	30
F900	100 150 200	Canale PP bordi acciaio e griglie a fessura in ghisa sferoidale Steel edged PP channel and cast iron grids	32
C250	D400 F900 300 500	Canale PP bordi acciaio e griglie a fessura in ghisa sferoidale Steel edged PP channel and cast iron grids	34
C250	100 150 200	Canale PP bordi acciaio e griglie a fessura in ghisa sferoidale Steel edged PP channel and cast iron grids	36
C250	300	Canale PP bordi acciaio e griglie a fessura in ghisa sferoidale Steel edged PP channel and cast iron grids	38
C250	100 150 200	Canale PP e griglia a feritoia in acciaio zincato PP channel and steel slot grid	40
C250	D400 F900 100 150 200	Pozzetto PP e griglia in ghisa sferoidale PP drain box and cast iron grid	42
		Accessori Accessories	44
		Grigliato per prati in PE Grab PE grass saver Grab	46
		Embrice per canali di scolo in pp Canyon PP water run-off channel Canyon	47

1

Incastro Connection



Il sistema di incastro maschio femmina

Male/female embedding system
Le système d'emboîtement male/femelle
Sistema de empalme macho/hembra

**Details
make the
difference**



2

Ancoraggio Anchorage



L'ancoraggio delle griglie

The anchorage of the grids
L'ancrage des grilles
Anclaje de las rejillas

3 Incastro laterale


Lateral connection

La predisposizione per l'incastro a 90°

90° embedding presetting

La predisposition pour l'emboîture à 90°


Predisposición para el empalme a 90°



**PP CHANNEL
EN 1433**

4 Collegamento tubi

Pipes connection




Le predisposizioni per il collegamento dei tubi

Preset pipe connections

Les predispositions pour la liaison des tuyaux
Predisposiciones para el enlace de las tuberías

Componenti Components



Montaggio del canale Assembly of the channels

- A - **Inserire** i profili di rinforzo di metallo, **piazzare** le griglie (fig.1)
- B - **Avvitare** e serrare viti e zanche (fig. 2), allargare le zanche a 45° (fig. 3)
- C - **Assemblare** fra loro i canali per il tratto che si desidera posare, ogni canale va inserito nel successivo fino a far scattare il dente di battuta (fig. 4)

fig. 1



fig. 2



- A - **Insert** the metal reinforcing rails, **assemble** the grids (fig.1)
- B - **Screw** and tighten the screws and anchors (fig. 2), widen the anchors to an inclination of 45° to the channel (fig. 3)
- C - **Assemble** the channels together for the length desired. Every channel must be inserted into the next one all the way until the lip snaps into place (fig. 4)

fig. 3



fig. 4



- A - **Insérer** les cornières en acier, **placer** les grilles fig.1)
- B - **Visser** et serrer les vis et agraphes (fig. 2), écarter les agraphes à 45° par rapport au caniveau (fig. 3)
- C - **Assembler** les caniveaux entre eux pour la longueur voulue. Chaque caniveau est emboîté de manière à ce que ce dernier soit clipsé (fig. 4)

- A - **Insertar** los perfiles metalicos de reforzo **colocar** las rejillas (fig.1)
- B - **Atornillar** para sujetar las pestañas de sujeción (fig. 2), doblar (fig. 3)
- C - **Ensamblar** los diferentes canales entre ellos en el tramo que se desea instalar, cada canal viene insertado al siguiente hasta hacer saltar la pestaña de tope (fig. 4)

- A - Effettuare lo scavo a trincea di dimensioni adeguate (fig. 1), compattare il fondo.
- B - Gettare il letto in calcestruzzo di spessore adeguato (fig. 2).
- C - Posare i canali (fig. 3).
- D - Rinfiancare i lati del canale con idoneo calcestruzzo (vedi composizione del calcestruzzo) dello spessore indicato nelle tabelle di posa (fig. 4), il calcestruzzo deve essere vibrato e rinzaffato con estrema cura, deve riempire tutti gli interstizi ed essere compatto sotto i bordi del canale (fig. 5).
Nelle classi di carico più elevate (E600 F900) è consigliabile un'armatura di ripartizione dei carichi.
- E - Quando il calcestruzzo si è solidificato procedere alla stesura della pavimentazione finale in asfalto, massetto o pavé, in questa fase è consigliabile coprire le griglie con della pellicola per evitare di sporcarle.

fig. 1



fig. 2



fig. 3



fig. 4



fig. 5



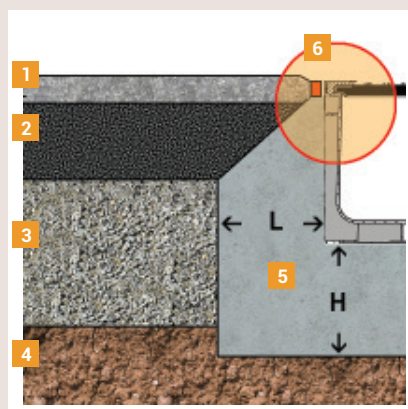
- A - Dig the trench of the proper size (image 1), the land shall be well pressed .
- B - Lay a bed of concrete of the recommended thickness (image 2).
- C - Lay the channel on the ground (image 3).
- D - Apply a lateral backfill onto the channel with suitable concrete and thickness as recommended. (image 4) the concrete should be vibrated and rendered and it should fill in all interstices, in particular behind the support edgings of the grids (image 5).
For the heaviest load classes (E600, F900) we suggest reinforcing the concrete with steel rods for better load distribution.
- E - When the concrete is solidified it is possible to proceed with the flooring in asphalt, tiles or paving. During this step is recommended to cover the grids with a plastic film in order not to dirty them.

- A - Effectuer le creusement de tranchée avec les dimensions adéquates (image 1).
Le fond doit être compacté.
- B - Couler le lit en béton d'une épaisseur adéquate (image 2).
- C - Poser les caniveaux (image 3).
- D - Remblayer les côtés du caniveau avec du béton (voir composition du béton) de l'épaisseur indiquée dans le tableau de pose (image 4), le béton doit être vibré et crépi avec soin, il doit remplir tous les interstices et être compact sous les bordures de caniveaux. Pour les classes de charges les plus élevées (E600 F900), il est conseillé une armature de répartition des charges (image 5).
- E - Quand le béton est solide procéder au dallage final en goudron, petit rocher ou pavé.
A cette phase, il est conseillé de couvrir les grilles avec une pellicule pour éviter de les salir.

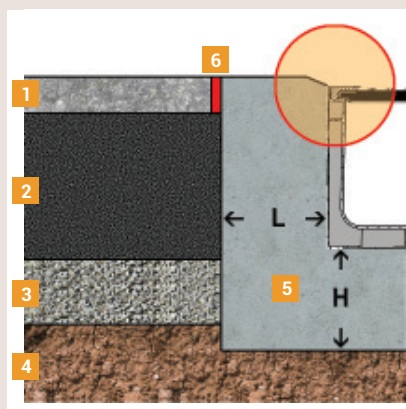
- A - Efectuar la excavación de la rasa con las dimensiones adecuadas (fig. 1), el lecho se debe compactar.
- B - Pavimentar el lecho con l'hormigón con un espesor adecuado (fig. 2).
- C - Posicionar los canales (fig. 3).
- D - Falcar la parte lateral de los canales con el hormigón adecuado (ver composición del hormigón) del espesor indicado en las tablas de instalación (fig. 4), el hormigón tiene que ser vibrado y reforzado con extrema delicadeza, debe rellenar todos los espacios y en especial debajo de los bordes del canal (fig. 5). En caso de cargas externas elevadas (E600 F900) es aconsejable una armadura de repartición de la carga.
- E - Cuando el hormigón esta fraguado se procede al extendido de la pavimentación final en asfalto, bordillo o adoquines, en esta fase es aconsejable cubrir la rejilla del canal con un manto de plástico o similar para no ensuciarla.

Installation

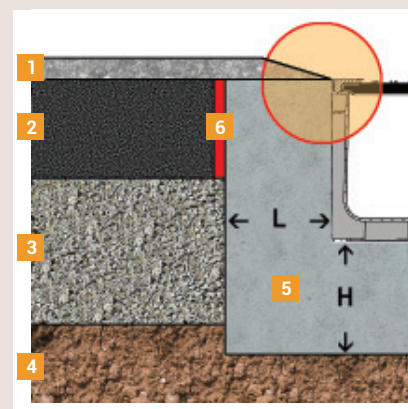
Posa su asfalto per classi
fino a C250
Asphalt, load class up to C250



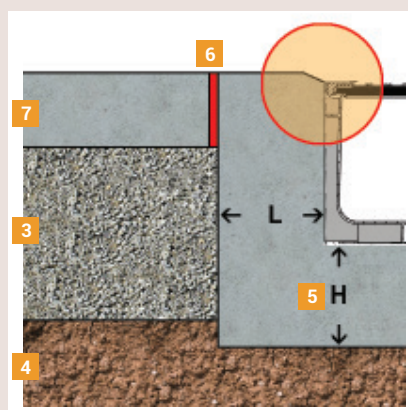
Posa su asfalto per classi
D400-F900
Asphalt, load class D400-F900



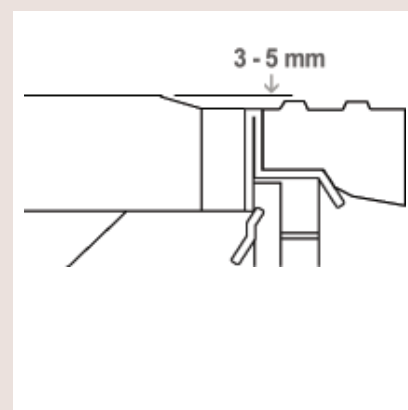
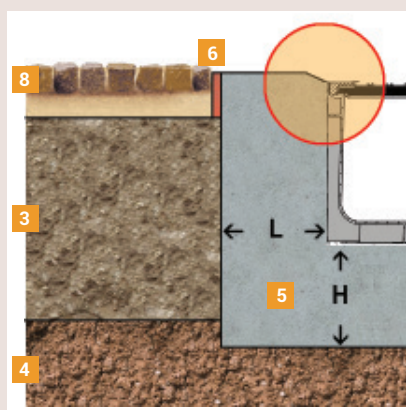
Posa su asfalto drenante
Draining asphalt



Posa su massetto in calcestruzzo
Concrete slab



Posa su pavè
Self paving



- 1 Strato di usura
- 2 Strato inferiore (binder)
- 3 Strato portante
- 4 Terreno di sottofondo
- 5 Rinfiaccio in calcestruzzo
- 6 Giunto di bitume
- 7 Massetto in calcestruzzo
- 8 Pavimentazione autobloccante

- Waring asphalt layer
- Lower layer (binder)
- Bearing layer
- Under backfill
- Concrete backfill
- Bitumen joint
- Concrete slab
- Self blocking paving

- Couche d'usure
- Couche inférieure
- Couche porteuse
- Terrain double fond
- Soutien en béton
- Joint en bitume
- Bloc en béton
- Dallage auto-bloquant

- Capa de desgaste
- Capa inferior
- Capa de soporte
- Lecho
- Falcado lateral en hormigòn
- Tela asfàltica
- Bordillo en hormigòn
- Pavimentació autobloccante







Dimensioni e caratteristiche del rinfiaccio in calcestruzzo

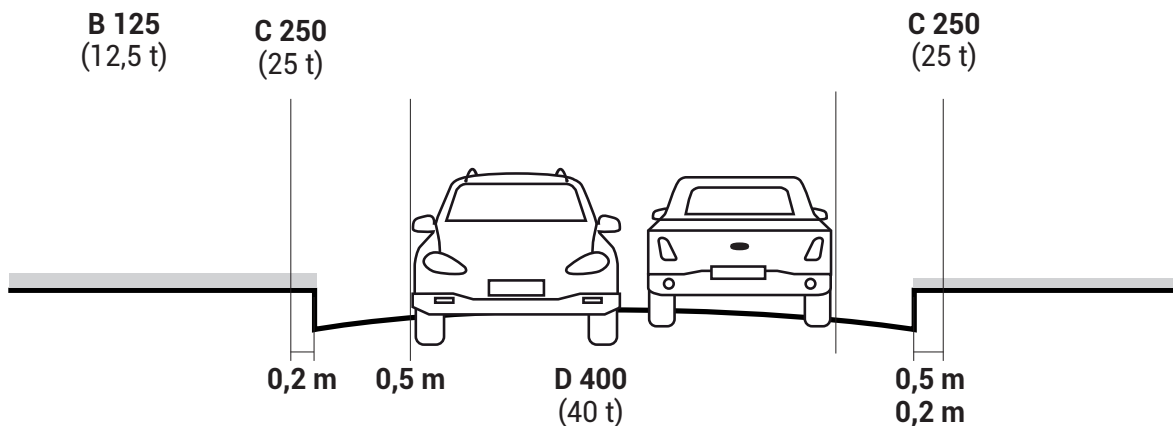
Dimensions and features of the concrete support

	L mm	H mm	Rck (EN 206-1)	Consistenza Consistency UNI 9858	Cono di Abrams Abrams cone UNI 9418	Aggregati Aggregate D max	Cemento Cement	Dosatura Dosing
A15	100	80	C 25/30	S5	> 220 mm	8 mm	42,5 r	300 kg/m ³
B125	100	100	C 25/30	S5	> 220 mm	8 mm	42,5 r	300 kg/m ³
C250	150	150	C 25/30	S5	> 220 mm	8 mm	42,5 r	300 kg/m ³
D400	200	200	C 25/30	S5	> 220 mm	8 mm	42,5 r	300 kg/m ³
E600	200	200	C 30/37	S5	> 220 mm	8 mm	42,5 r	300 kg/m ³
F900	250	250	C 35/45	S5	> 220 mm	8 mm	42,5 r	300 kg/m ³

Scegliete il vostro canale sabdrain in base alla classe di carico necessaria
Choose your sabdrain channel according to the suitable load class

Classi - Class - Classe - Clase

Classe - Class Classe - Clase	Resistenza - Resistance Resistance - Resistencia	Impiego - Use - Emploi - Uso
 A15	15 kn 1500 kg	Aree pedonali, piste ciclabili, zone verdi Pedestrian, precincts, cycle-lanes, parks Zones pour piétons, pistes cyclables, espaces verts Área peatonal, carril de bicicletas, Áreas verdes
 B125	125 kn 12500 kg	Marcialedi, aree di sosta, parcheggi multipiano Sidewalks, lay by, car parks multilevel Trottoirs, aires de stationnement, parking à multi étages Andenes, áreas de paradas, estacionamientos cerrados
 C250	250 kn 25000 kg	Fascia che va da 50cm di carreggiata a 20cm sul marciapiede Strip that extends from 50 cm of the carriageway to 20cm on the sidewalk Bande qui est à 50 cm de la chaussés et à 20 cm du trottoir Tira que va de 50 cm de carretera a 20 cm del andén
 D400	400 kn 40000 kg	Carreggiata di strade ed autostrade Carriageway of roads and highways Chaussée de routes et autoroutes Calzada de carreteras y autopistas
 E600	600 kn 60000 kg	Zone industriali e portuali adibite a scarico merci pesanti Industrial and harbour sites used for heavy loading Zone industrielles et portuaires destinées aux décharges de marchandise lourdes Zonas industriales y portuarias destinadas a la descarga de material pesado
 F900	900 kn 90000 kg	Aeroporti, basi militari, zone sottoposte ad elevati carichi in genere Airports, army bases, heavy loading areas. Aéroports, bases militaires, zones soumises aux charges élevées Aeropuertos, bases militares, zonas sometidas a elevadas cargas en general




CODE








17 508A



A15






- n.1 Canale PP con bordi in plastica
- n.1 Griglia a fessura acciaio zincato
- n.1 Plastic edged PP channel
- n.1 Galvanized steel slotted grid



CODE	 L x H	 L1 x H1	 kg	 pack	 €/m	 €/m	 €/m
517 1005 508AZ	100 x 50	125 x 67	2,0	136	14,00	7,00	7,00
517 1010 508AZ	100 x 100	125 x 117	2,4	80	16,00	9,00	7,00

- n.3 Canali PP con bordi in plastica
- n.3 Griglia a fessura acciaio zincato
- n.2 Tappi testata
- n.3 Plastic edged PP channel
- n.3 Galvanized steel slotted grid
- n.2 Head plugs



CODE	 L x H	 L1 x H1	 kg	 pcs	 €/m
517 1005 508AZ K3A	100 x 50	125 x 67	6,0	72	44,0
517 1010 508AZ K3A	100 x 100	125 x 117	7,2	42	50,0

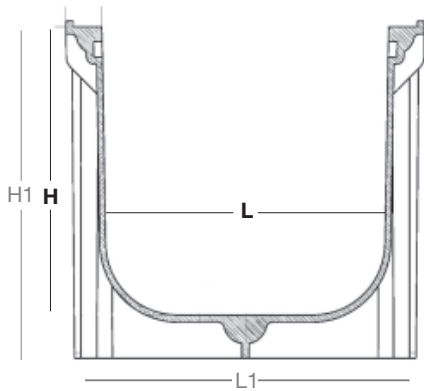
CODE
17 508A



A15

Canale PP con
bordi in plastica

Plastic edged
PP channel

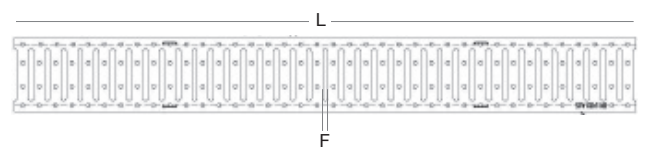
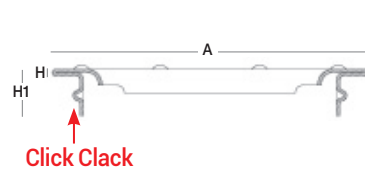


code	L	H	L1	H1	A	D1	D2	D3	S1	S2	S3	S4	Kg	Pack	€
517 1005	100	50	125	67	1000	-	-	-	90	75	100	80	0,8	128	7,00
517 1010	100	100	125	117	1000	-	-	-	90	75	100	80	1,2	80	9,00

dimensioni in mm - dimension in mm

Griglia a fessura
in acciaio zincato

Galvanized steel
slotted grid



code	material	drain cm ²	A	H	H1	L	F	load class	Kg	Pack	€
508A10	steel	260	118	1,8	17,0	1000	7,5 x 82	A15	1,2	400	7,00

CODE

10 351A




A15








n.1 Canale PP con bordi in plastica

n.2 Griglia a fessura in PP

n.1 Plastic edged PP channel

n.2 PP slotted grid



CODE	 L x H	 L1 x H1	 kg	 pack	 €/m	 €/m	 €/m
510 1005 351AP	100 x 50	150 x 100	3,0	84	19,70	12,90	6,80
510 1010 351AP	100 x 100	150 x 150	3,5	56	22,20	15,40	6,80
510 1015 351AP	100 x 150	150 x 200	4,0	42	25,50	18,70	6,80

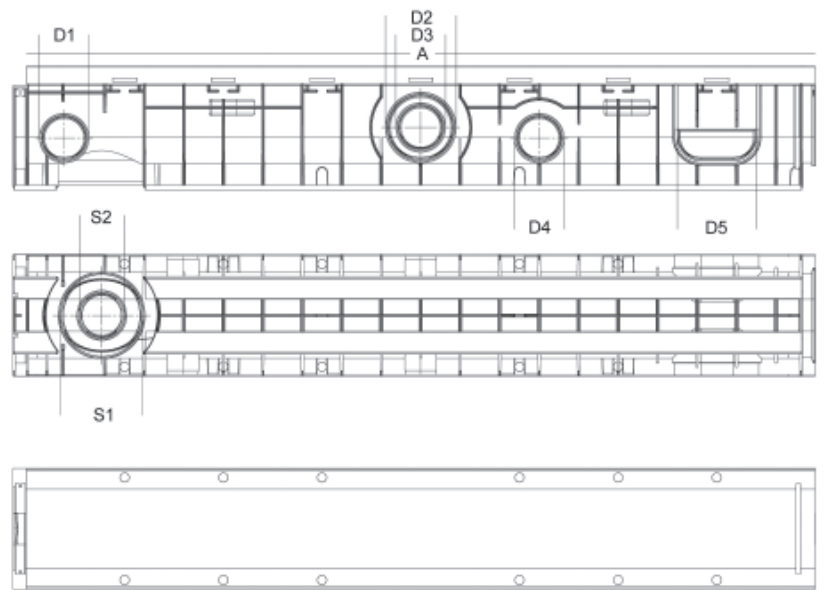
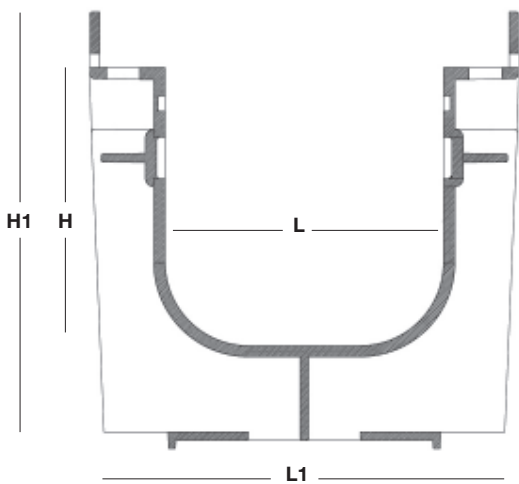
CODE
10 351A



A15

Canale PP con
bordi in plastica

Plastic edged
PP channel

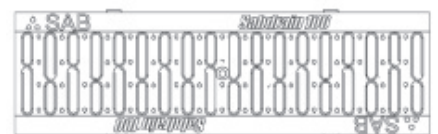
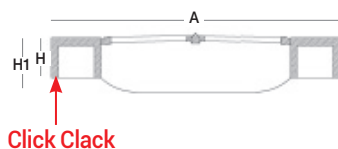


code	L	H	L1	H1	A	D1	D2	D3	D4	D5	S1	S2	Kg	Pack	€
510 1005	100	50	150	100	1000	40	-	-	40	100	110	63	1,8	200	12,90
510 1010	100	100	150	150	1000	63	90	63	63	100	110	63	2,4	128	15,40
510 1015	100	150	150	200	1000	63	110	63	110	100	110	63	2,9	96	18,70

dimensioni in mm - dimension in mm

Griglia a fessura
in PP

PP slotted grid



code	material	drain cm ²	A	H	H1	L	F	load class	Kg	Pack	€
351A10	PP	171	145	20	28,0	500	10 x 95	A15	0,6	240	3,40

CODE

10 355...

NEW

n.1 Canale PP con bordi in plastica

n.2 Griglie PAFV

n.1 Fissaggio


n. 2 staffe zincate
n. 2 viti 8x60

n.1 Plastic edged PP channel

n.2 PAGF grids

n.1 Fix kit

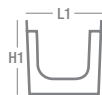
n. 2 steel clamps
n. 2 screw 8x60



CODE



L x H



L1 x H1



kg



pack



€/m



€/m



€/m



€/m

510 1005 355BP

100 x 50

150 x 100

4,1

84

52,90

12,90

40,00

-

510 1010 355BP

100 x 100

150 x 150

4,7

56

62,20

15,40

40,00

6,80

510 1015 355BP

100 x 150

150 x 200

5,2

42

65,50

18,70

40,00

6,80

510 1510 355BP

150 x 100

200 x 150

5,6

49

91,00

21,00

62,40

7,60

510 1515 355BP

150 x 150

200 x 200

6,3

36

94,60

24,60

62,40

7,60



C250

510 1005 355CP

100 x 50

150 x 100

4,2

84

62,10

12,90

49,20

-

510 1010 355CP

100 x 100

150 x 150

4,8

56

71,40

15,40

49,20

6,80

510 1015 355CP

100 x 150

150 x 200

5,3

42

74,70

18,70

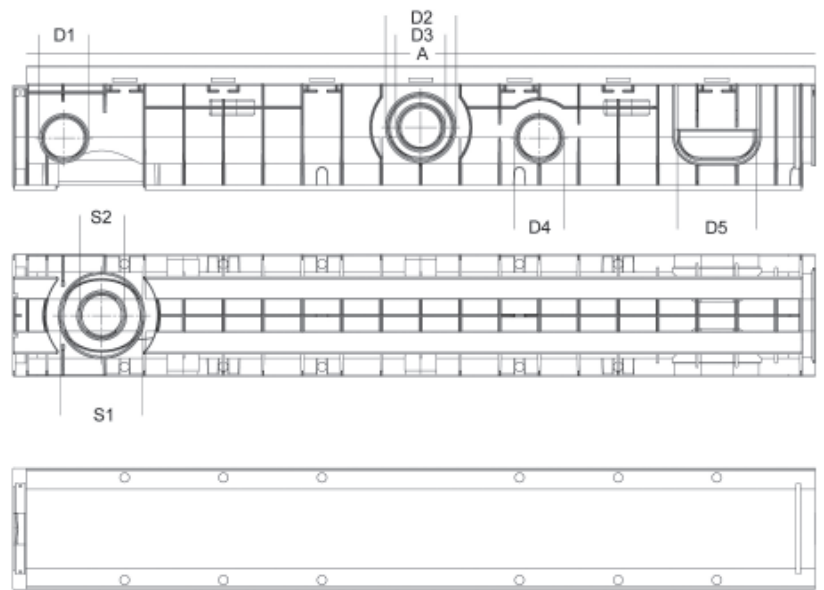
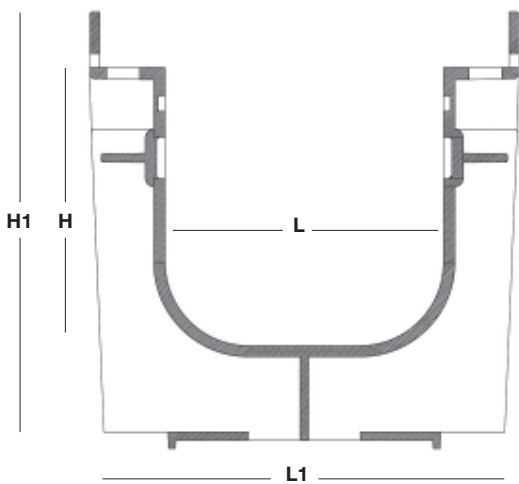
49,20

6,80

CODE
10 355...

Canale PP con
bordi in plastica

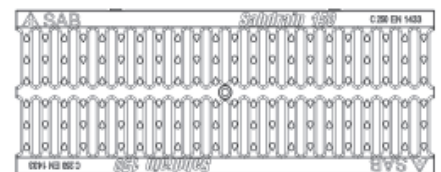
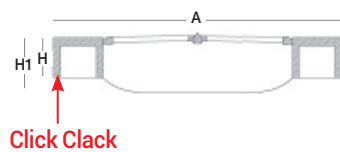
Plastic edged
PP channel



code	L	H	L1	H1	A	D1	D2	D3	D4	D5	S1	S2	Kg	Pack	€
510 1005	100	50	150	100	1000	40	-	-	40	100	110	63	1,8	200	12,90
510 1010	100	100	150	150	1000	63	90	63	63	100	110	63	2,4	128	15,40
510 1015	100	150	150	200	1000	63	110	63	110	100	110	63	2,9	96	18,70
510 1510	150	100	200	150	1000	63	90	63	63	150	110	63	2,6	96	21,00
510 1515	150	150	200	200	1000	63	110	63	110	150	110	63	3,3	72	24,60

dimensioni in mm - dimension in mm

Griglia PAFV
PAGF grid



code	material	drain cm ²	A	H	H1	L	F	load class	Kg	Pack	€
355B10	PA + GF	144	146	20	28	500	41 x 8	B125	1,15	240	20,00
355C10	PA + GF	144	146	20	28	500	41 x 8	C250	1,20	240	24,60
355B15	PA + GF	254	196	20	28	500	69 x 8,5	B125	1,50	180	31,20

CODE

10 501A



A15

n.1 Canale PP con
bordi in plastica

n.1 Griglia a fessura
acciaio zincato

n.1 Fissaggio

SD 100

n. 2 staffe PA
n. 2 viti 8x30

SD 150 / 200

n. 2 staffe zincate
n. 2 viti 8x60

n.1 Plastic edged
PP channel

n.1 Galvanized
steel slotted grid


n.1 Fix kit



SD 100

n. 2 PA clamps
n. 2 screw 8x30

SD 150 / 200

n. 2 steel clamps
n. 2 screw 8x60



CODE	 L x H	 L1 x H1	 kg	 pack	 €/m	 €/m	 €/m	 €/m
510 1005 501AZ	100 x 50	150 x 100	3,4	84	24,70	12,90	10,00	1,80
510 1010 501AZ	100 x 100	150 x 150	4,1	56	27,20	15,40	10,00	1,80
510 1015 501AZ	100 x 150	150 x 200	4,5	42	30,50	18,70	10,00	1,80
510 1510 501AZ	150 x 100	200 x 150	5,5	48	47,60	21,00	19,00	7,60
510 1515 501AZ	150 x 150	200 x 200	6,2	36	51,20	24,60	19,00	7,60
510 2010 501AZ	200 x 100	250 x 150	7,4	40	61,50	24,00	27,50	10,00
510 2015 501AZ	200 x 150	250 x 200	7,9	30	63,50	26,00	27,50	10,00
510 2020 501AZ	200 x 200	250 x 250	8,4	25	66,50	29,00	27,50	10,00
510 2025 501AZ	200 x 250	250 x 300	8,9	20	68,50	31,00	27,50	10,00
510 2030 501AZ	200 x 300	250 x 350	9,4	20	70,50	33,00	27,50	10,00

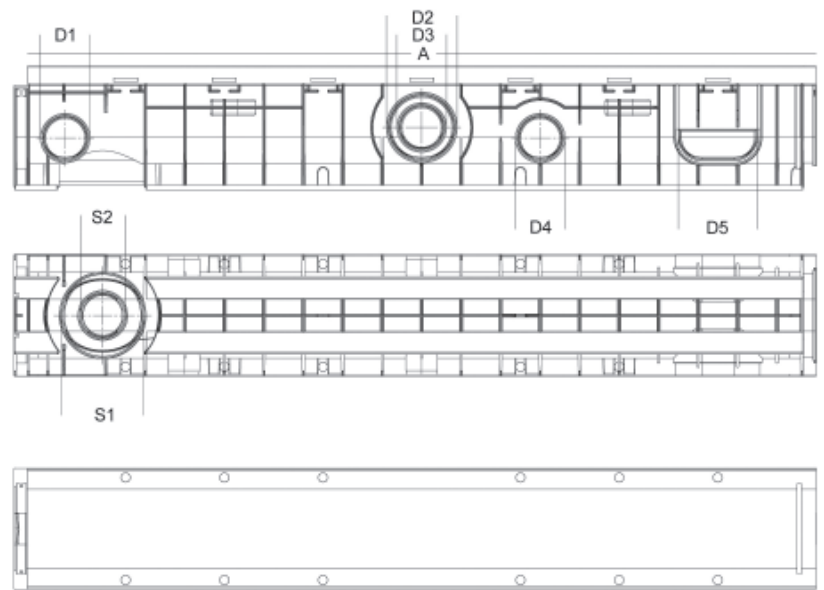
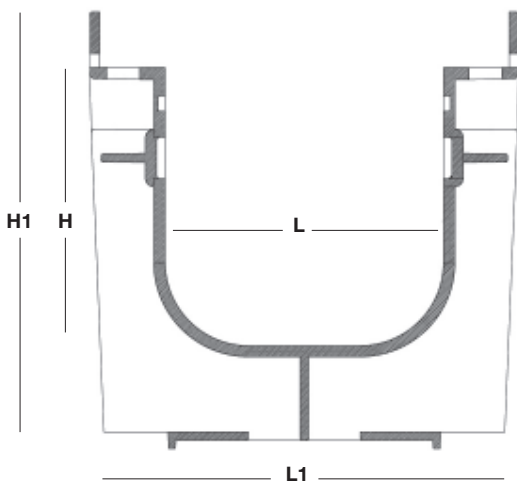
CODE
10 501A



A15

Canale PP con
bordi in plastica

Plastic edged
PP channel

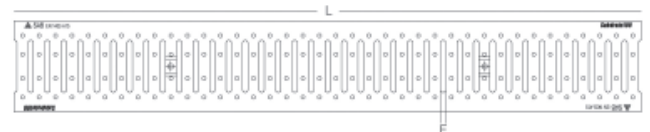


code	L	H	L1	H1	A	D1	D2	D3	D4	D5	S1	S2	Kg	Pack	€
510 1005	100	50	150	100	1000	40	-	-	40	100	110	63	1,8	200	12,90
510 1010	100	100	150	150	1000	63	90	63	63	100	110	63	2,4	128	15,40
510 1015	100	150	150	200	1000	63	110	63	110	100	110	63	2,9	96	18,70
510 1510	150	100	200	150	1000	63	90	63	63	150	110	63	2,6	96	21,00
510 1515	150	150	200	200	1000	63	110	63	110	150	110	63	3,3	72	24,60
510 2010	200	100	250	150	1000	63	90	63	63	200	160	110	3,1	80	24,00
510 2015	200	150	250	200	1000	63	110	63	90	200	160	110	3,6	60	26,00
510 2020	200	200	250	250	1000	63	160	110	90	200	160	110	4,1	50	29,00
510 2025	200	250	250	300	1000	63	160	110	90	200	160	110	4,6	40	31,00
510 2030	200	300	250	350	1000	63	160	110	90	200	160	110	5,1	35	33,00

dimensioni in mm - dimension in mm

Griglia a fessura
acciaio zincato

Galvanized
steel slotted grid



code	material	drain cm ²	A	H	H1	L	F	load class	Kg	Pack	€
501A10	steel	260	145	20	-	1000	7,5 x 83	A15	1,5	400	10,00
501A15	steel	400	195	20	-	1000	8 x 130	A15	2,6	300	19,00
501A20	steel	400	245	20	-	1000	8 x 130	A15	3,9	200	27,50

CODE

10 601B

P



B125

n.1 Canale PP con bordi in plastica

n.1 Griglia a maglia acciaio zincato

n.1 Fissaggio

SD 100

n. 2 staffe PA
n. 2 viti 8x30

SD 150 / 200

n. 2 staffe zincate
n. 2 viti 8x60

n.1 Plastic edged PP channel

n.1 Galvanized steel netted grid


n.1 Fix kit

SD 100

n. 2 PA clamps
n. 2 screw 8x30

SD 150 / 200

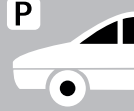
n. 2 steel clamps
n. 2 screw 8x60



CODE	 L x H	 L1 x H1	 kg	 pack	 €/m	 €/m	 €/m	 €/m
510 1005 601BZ	100 x 50	150 x 100	5,7	84	52,90	12,90	38,20	1,80
510 1010 601BZ	100 x 100	150 x 150	6,4	56	60,40	15,40	38,20	6,80
510 1015 601BZ	100 x 150	150 x 200	6,9	42	63,70	18,70	38,20	6,80
510 1510 601BZ	150 x 100	200 x 150	8,3	48	78,30	21,00	49,70	7,60
510 1515 601BZ	150 x 150	200 x 200	9,0	36	81,90	24,60	49,70	7,60
510 2010 601BZ	200 x 100	250 x 150	12,1	40	105,60	24,00	71,60	10,00
510 2015 601BZ	200 x 150	250 x 200	12,6	30	107,60	26,00	71,60	10,00
510 2020 601BZ	200 x 200	250 x 250	13,1	25	110,60	29,00	71,60	10,00
510 2025 601BZ	200 x 250	250 x 300	13,6	20	112,60	31,00	71,60	10,00
510 2030 601BZ	200 x 300	250 x 350	14,1	20	114,60	33,00	71,60	10,00

CODE
10 601B

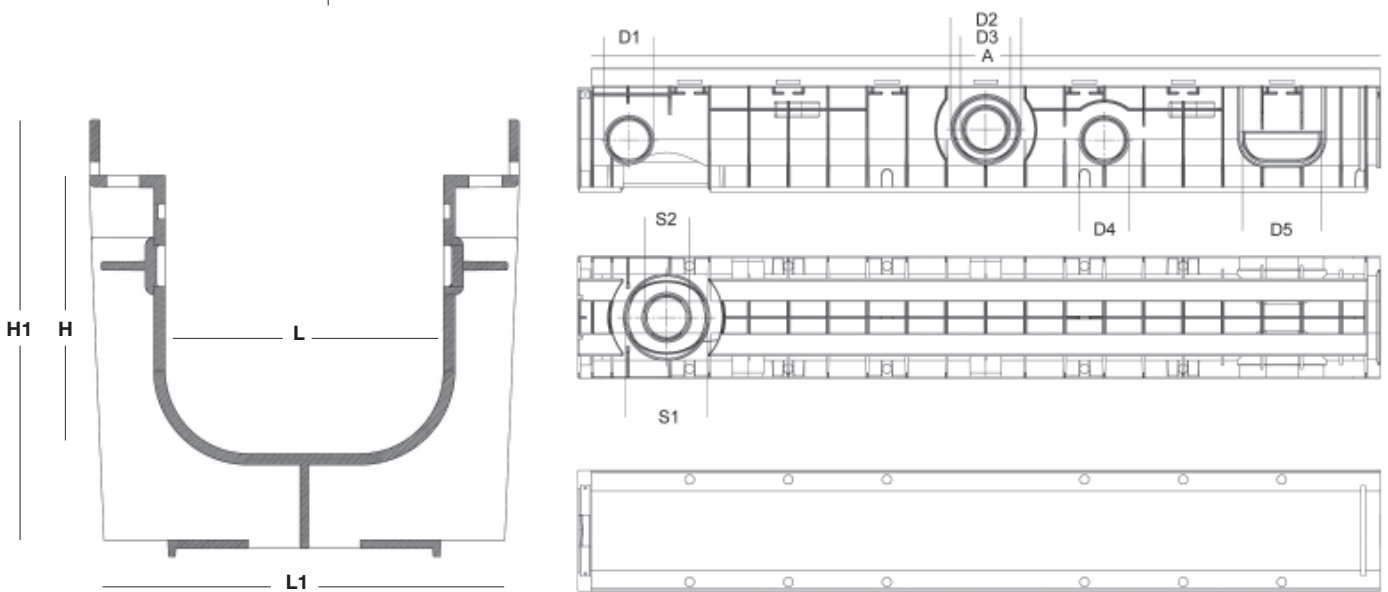
P



B125

Canale PP con
bordi in plastica

Plastic edged
PP channel




code	L	H	L1	H1	A	D1	D2	D3	D4	D5	S1	S2	Kg	Pack	€
510 1005	100	50	150	100	1000	40	-	-	40	100	110	63	1,8	200	12,90
510 1010	100	100	150	150	1000	63	90	63	63	100	110	63	2,4	128	15,40
510 1015	100	150	150	200	1000	63	110	63	110	100	110	63	2,9	96	18,70
510 1510	150	100	200	150	1000	63	90	63	63	150	110	63	2,6	96	21,00
510 1515	150	150	200	200	1000	63	110	63	110	150	110	63	3,3	72	24,60
510 2010	200	100	250	150	1000	63	90	63	63	200	160	110	3,1	80	24,00
510 2015	200	150	250	200	1000	63	110	63	90	200	160	110	3,6	60	26,00
510 2020	200	200	250	250	1000	63	160	110	90	200	160	110	4,1	50	29,00
510 2025	200	250	250	300	1000	63	160	110	90	200	160	110	4,6	40	31,00
510 2030	200	300	250	350	1000	63	160	110	90	200	160	110	5,1	35	33,00

dimensioni in mm - dimension in mm

Griglia a maglia
acciaio zincato

Galvanized
steel netted grid



code	material	drain cm ²	A	H	H1	L	F	load class	Kg	Pack	€
601B10	steel	800	145	20	25	1000	31 x 9	B125	3,8	200	38,20
601B15	steel	1241	195	20	30	1000	31 x 9	B125	5,4	150	49,70
601B20	steel	1485	245	20	30	1000	31 x 9	B125	8,6	100	71,60

CODE

10 551B

P



B125

n.1 Canale PP con bordi in plastica

n.1 Griglia a maglia acciaio zincato

n.1 Fissaggio

SD 100

n. 2 staffe PA
n. 2 viti 8x30

SD 150 / 200

n. 2 staffe zincate
n. 2 viti 8x60

n.1 Plastic edged PP channel

n.1 Galvanized steel netted grid


n.1 Fix kit









SD 100

n. 2 PA clamps
n. 2 screw 8x30

SD 150 / 200

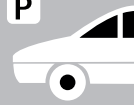
n. 2 steel clamps
n. 2 screw 8x60



CODE	 L x H	 L1 x H1	 kg	 pack	 €/m	 €/m	 €/m	 €/m
510 1005 551BZ	100 x 50	150 x 100	5,1	84	46,70	12,90	32,00	1,80
510 1010 551BZ	100 x 100	150 x 150	5,8	56	54,20	15,40	32,00	6,80
510 1015 551BZ	100 x 150	150 x 200	6,3	42	57,50	18,70	32,00	6,80
510 1510 551BZ	150 x 100	200 x 150	6,9	48	68,60	21,00	40,00	7,60
510 1515 551BZ	150 x 150	200 x 200	7,6	36	72,20	24,60	40,00	7,60
510 2010 551BZ	200 x 100	250 x 150	10,5	40	90,00	24,00	56,00	10,00
510 2015 551BZ	200 x 150	250 x 200	11,0	30	92,00	26,00	56,00	10,00
510 2020 551BZ	200 x 200	250 x 250	11,5	25	95,00	29,00	56,00	10,00
510 2025 551BZ	200 x 250	250 x 300	12,0	20	97,00	31,00	56,00	10,00
510 2030 551BZ	200 x 300	250 x 350	12,5	20	99,00	33,00	56,00	10,00

CODE
10 551B

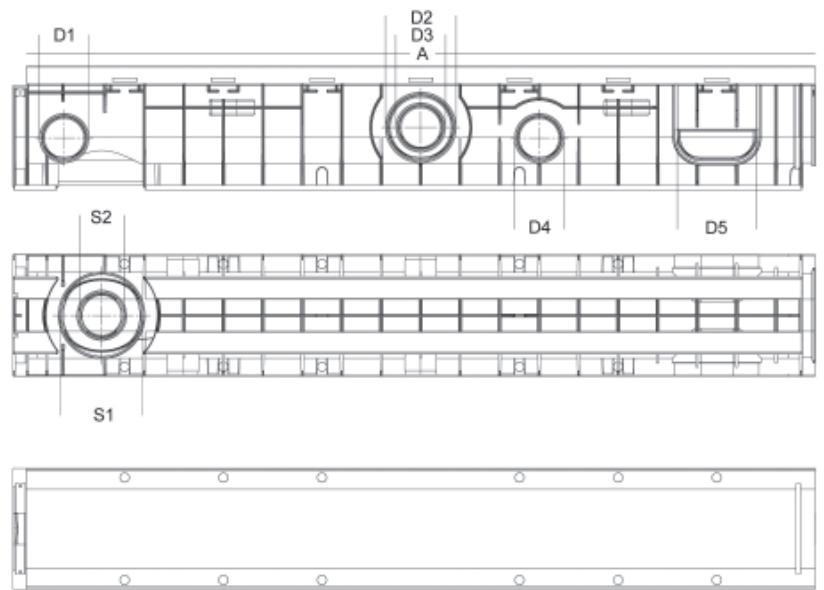
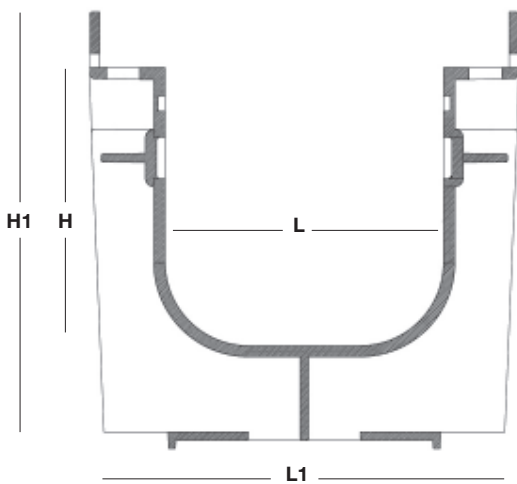
P



B125

Canale PP con
bordi in plastica

Plastic edged
PP channel

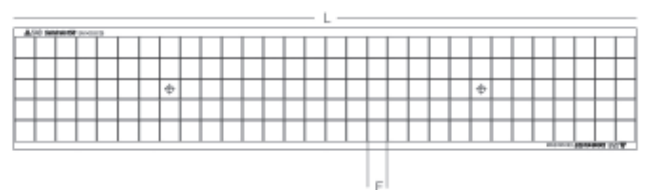
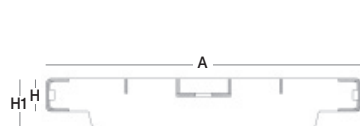


code	L	H	L1	H1	A	D1	D2	D3	D4	D5	S1	S2	Kg	Pack	€
510 1005	100	50	150	100	1000	40	-	-	40	100	110	63	1,8	200	12,90
510 1010	100	100	150	150	1000	63	90	63	63	100	110	63	2,4	128	15,40
510 1015	100	150	150	200	1000	63	110	63	110	100	110	63	2,9	96	18,70
510 1510	150	100	200	150	1000	63	90	63	63	150	110	63	2,6	96	21,00
510 1515	150	150	200	200	1000	63	110	63	110	150	110	63	3,3	72	24,60
510 2010	200	100	250	150	1000	63	90	63	63	200	160	110	3,1	80	24,00
510 2015	200	150	250	200	1000	63	110	63	90	200	160	110	3,6	60	26,00
510 2020	200	200	250	250	1000	63	160	110	90	200	160	110	4,1	50	29,00
510 2025	200	250	250	300	1000	63	160	110	90	200	160	110	4,6	40	31,00
510 2030	200	300	250	350	1000	63	160	110	90	200	160	110	5,1	35	33,00

dimensioni in mm - dimension in mm

Griglia a maglia
acciaio zincato

Galvanized
steel netted grid



code	material	drain cm ²	A	H	H1	L	F	load class	Kg	Pack	€
551B10	steel	1019	145	20	25	1000	31 x 31	B125	3,2	200	32,00
551B15	steel	1487	195	20	30	1000	31 x 31	B125	4,0	200	40,00
551B20	steel	1782	245	20	30	1000	31 x 31	B125	7,0	100	56,00

CODE


21 601B

P



B125

- n.1 Canale PP con bordi in acciaio
- n.1 Griglia a maglia acciaio zincato
- n.1 Fissaggio
n.2 staffe zincate
n.2 viti 8x60
- n.1 Steel edged PP channel
- n.1 Galvanized steel netted grid
- n.1 Fix kit
n.2 steel clamps
n.2 screw 8x60



CODE	 L x H	 L1 x H1	 kg	 pack	 €/m	 €/m	 €/m	 €/m
521 1005 601BZ	100 x 50	150 x 100	7,8	84	71,50	26,50	38,20	6,80
521 1010 601BZ	100 x 100	150 x 150	8,4	56	74,00	29,00	38,20	6,80
521 1015 601BZ	100 x 150	150 x 200	8,9	42	77,30	32,30	38,20	6,80
521 1510 601BZ	150 x 100	200 x 150	10,3	48	91,80	34,60	49,60	7,60
521 1515 601BZ	150 x 150	200 x 200	11,0	36	95,40	38,20	49,60	7,60
521 2010 601BZ	200 x 100	250 x 150	14,1	40	119,20	37,60	71,60	10,00
521 2015 601BZ	200 x 150	250 x 200	14,6	30	121,20	39,60	71,60	10,00
521 2020 601BZ	200 x 200	250 x 250	15,1	25	124,20	42,60	71,60	10,00
521 2025 601BZ	200 x 250	250 x 300	15,6	20	126,20	44,60	71,60	10,00
521 2030 601BZ	200 x 300	250 x 350	16,1	20	128,20	46,60	71,60	10,00

CODE
21 601B

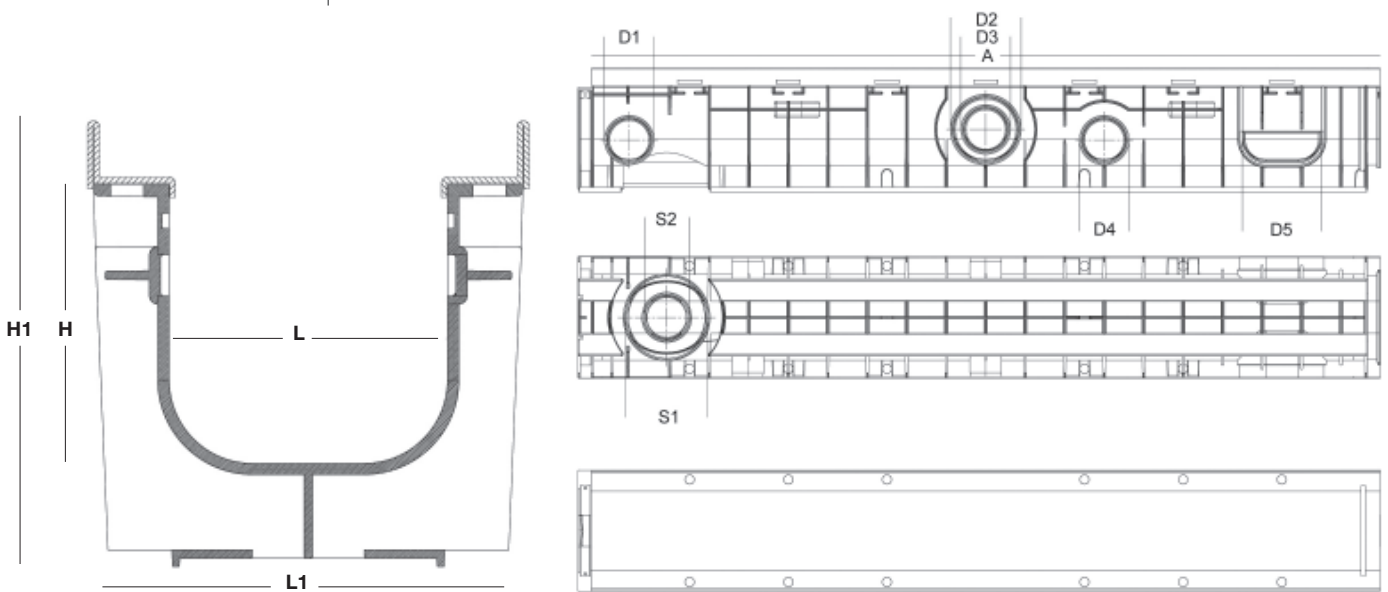
P



B125

Canale PP con
bordi in acciaio

Steel edged
PP channel




code	L	H	L1	H1	A	D1	D2	D3	D4	D5	S1	S2	Kg	Pack	€
518 1005	100	50	150	100	1000	40	-	-	40	100	110	63	3,8	200	26,50
518 1010	100	100	150	150	1000	63	90	63	63	100	110	63	4,4	128	29,00
518 1015	100	150	150	200	1000	63	110	63	110	100	110	63	4,9	96	32,30
518 1510	150	100	200	150	1000	63	90	63	63	150	110	63	4,6	96	34,60
518 1515	150	150	200	200	1000	63	110	63	110	150	110	63	5,3	72	38,20
518 2010	200	100	250	150	1000	63	90	63	63	200	160	110	5,1	80	37,60
518 2015	200	150	250	200	1000	63	110	63	90	200	160	110	5,6	60	39,60
518 2020	200	200	250	250	1000	63	160	110	90	200	160	110	6,1	50	42,60
518 2025	200	250	250	300	1000	63	160	110	90	200	160	110	6,6	40	44,60
518 2030	200	300	250	350	1000	63	160	110	90	200	160	110	7,1	35	46,60

dimensioni in mm - dimension in mm

Griglia a maglia
acciaio zincato

Galvanized
steel netted grid



code	material	drain cm ²	A	H	H1	L	F	load class	Kg	Pack	€
601B10	steel	800	145	20	25	1000	31 x 9	B125	3,8	200	38,20
601B15	steel	1241	195	20	30	1000	31 x 9	B125	5,4	150	49,70
601B20	steel	1485	245	20	30	1000	31 x 9	B125	8,6	100	71,60

CODE


21 551B

P



B125

- n.1 Canale PP con bordi in acciaio
- n.1 Griglia a maglia acciaio zincato
- n.1 Fissaggio
n.2 staffe zincate
n.2 viti 8x60
- n.1 Steel edged PP channel
- n.1 Galvanized steel netted grid
- n.1 Fix kit
n.2 steel clamps
n.2 screw 8x60



CODE	 L x H	 L1 x H1	 kg	 pack	 €/m	 €/m	 €/m	 €/m
521 1005 551BZ	100 x 50	150 x 100	7,2	84	65,30	26,50	32,00	6,80
521 1010 551BZ	100 x 100	150 x 150	7,8	56	67,80	29,00	32,00	6,80
521 1015 551BZ	100 x 150	150 x 200	8,3	42	71,10	32,30	32,00	6,80
521 1510 551BZ	150 x 100	200 x 150	8,9	48	82,20	34,60	40,00	7,60
521 1515 551BZ	150 x 150	200 x 200	9,6	36	85,80	38,20	40,00	7,60
521 2010 551BZ	200 x 100	250 x 150	12,5	40	103,60	37,60	56,00	10,00
521 2015 551BZ	200 x 150	250 x 200	13,0	30	105,60	39,60	56,00	10,00
521 2020 551BZ	200 x 200	250 x 250	13,5	25	108,60	42,60	56,00	10,00
521 2025 551BZ	200 x 250	250 x 300	14,0	20	110,60	44,60	56,00	10,00
521 2030 551BZ	200 x 300	250 x 350	14,5	20	112,60	46,60	56,00	10,00

CODE
21 551B

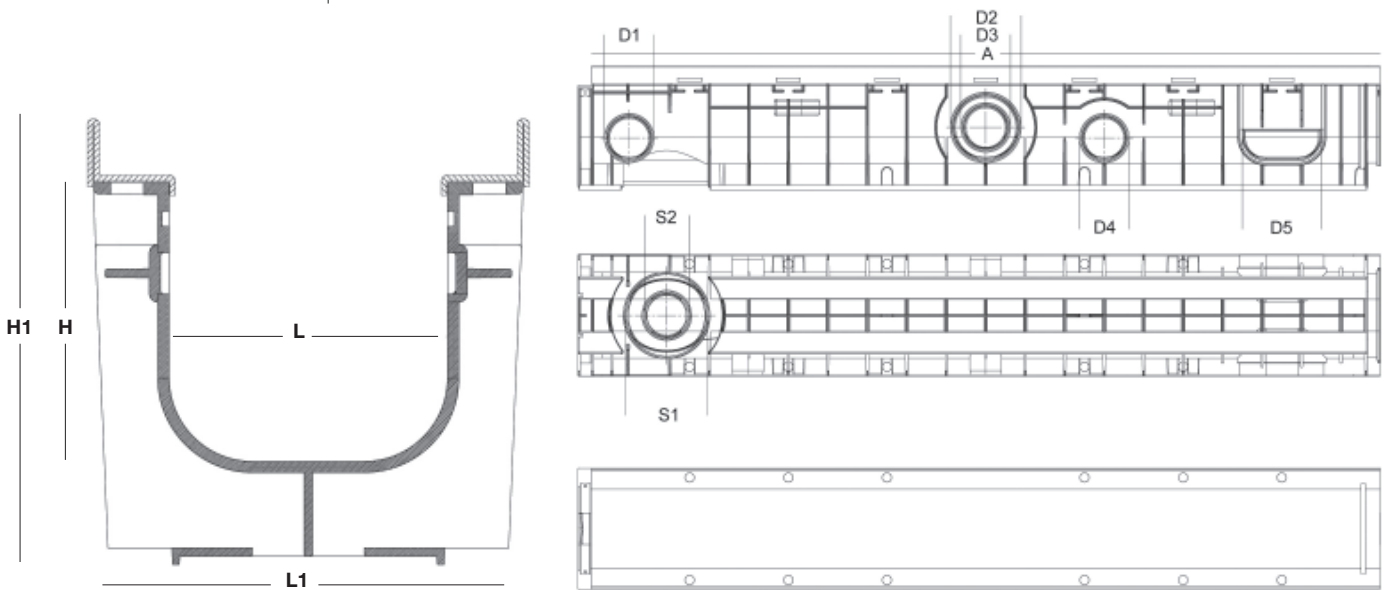
P



B125

Canale PP con
bordi in acciaio

Steel edged
PP channel




code	L	H	L1	H1	A	D1	D2	D3	D4	D5	S1	S2	Kg	Pack	€
518 1005	100	50	150	100	1000	40	-	-	40	100	110	63	3,8	200	26,50
518 1010	100	100	150	150	1000	63	90	63	63	100	110	63	4,4	128	29,00
518 1015	100	150	150	200	1000	63	110	63	110	100	110	63	4,9	96	32,30
518 1510	150	100	200	150	1000	63	90	63	63	150	110	63	4,6	96	34,60
518 1515	150	150	200	200	1000	63	110	63	110	150	110	63	5,3	72	38,20
518 2010	200	100	250	150	1000	63	90	63	63	200	160	110	5,1	80	37,60
518 2015	200	150	250	200	1000	63	110	63	90	200	160	110	5,6	60	39,60
518 2020	200	200	250	250	1000	63	160	110	90	200	160	110	6,1	50	42,60
518 2025	200	250	250	300	1000	63	160	110	90	200	160	110	6,6	40	44,60
518 2030	200	300	250	350	1000	63	160	110	90	200	160	110	7,1	35	46,60

dimensioni in mm - dimension in mm

Griglia a maglia
acciaio zincato


Galvanized
steel netted grid



code	material	drain cm ²	A	H	H1	L	F	load class	Kg	Pack	€
551B10	steel	1019	145	20	25	1000	31 x 31	B125	3,2	200	32,00
551B15	steel	1487	195	20	30	1000	31 x 31	B125	4,0	200	40,00
551B20	steel	1782	245	20	30	1000	31 x 31	B125	7,0	100	56,00

CODE

10 704C



C250

n.1 Canale PP con
bordi in plastica

n.2 Griglie in ghisa
sferoidale





n.1 Fissaggio
n.8 viti M10x30
n.8 piastrini

n.1 Plastic edged
PP channel


n.2 Cast iron grids

n.1 Fix kit
n.8 screws M10X30
n.8 threaded plates



CODE	 L x H	 L1 x H1	 kg	 pack	 €/m	 €/m	 €/m	 €/m
510 1005 704CS	100 x 50	150 x 100	10,7	84	81,90	12,90	64,00	5,00
510 1010 704CS	100 x 100	150 x 150	11,3	56	84,40	15,40	64,00	5,00
510 1015 704CS	100 x 150	150 x 200	11,8	42	87,70	18,70	64,00	5,00
510 1510 704CS	150 x 100	200 x 150	14,5	48	106,40	21,00	80,40	5,00
510 1515 704CS	150 x 150	200 x 200	15,2	36	110,00	24,60	80,40	5,00
510 200 5704CS	200 x 50	250 x 100	16,9	60	137,00	22,00	110,00	5,00
510 2010 704CS	200 x 100	250 x 150	17,4	40	139,00	24,00	110,00	5,00
510 2015 704CS	200 x 150	250 x 200	17,9	30	141,00	26,00	110,00	5,00
510 2020 704CS	200 x 200	250 x 250	18,4	25	144,00	29,00	110,00	5,00
510 2025 704CS	200 x 250	250 x 300	18,9	20	146,00	31,00	110,00	5,00
510 2030 704CS	200 x 300	250 x 350	19,4	20	148,00	33,00	110,00	5,00

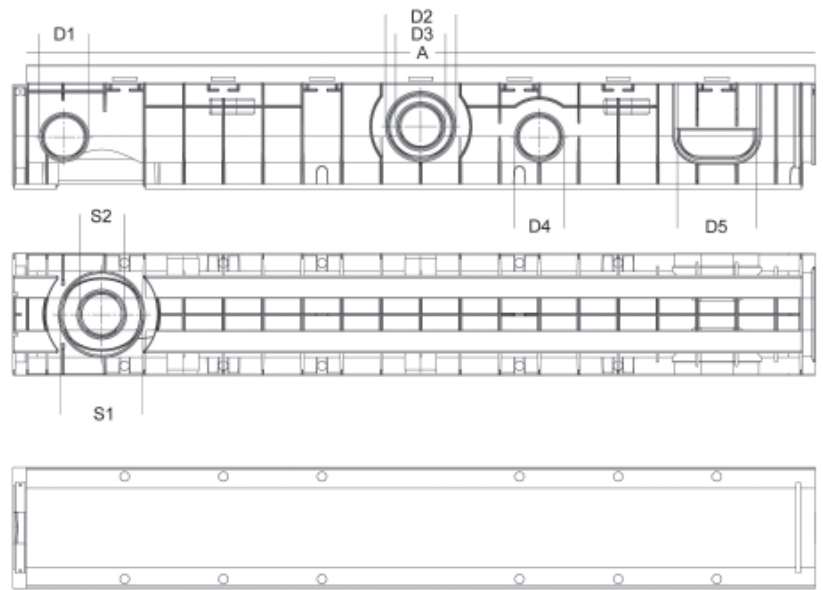
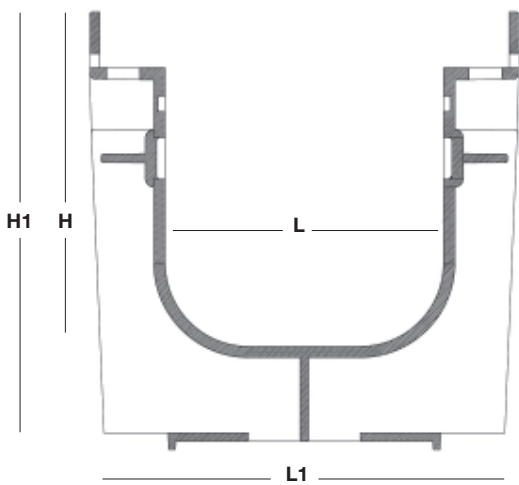
CODE
10 704C



C250

Canale PP con bordi in plastica

Plastic edged PP channel

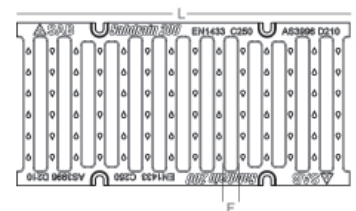
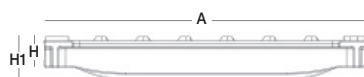


code	L	H	L1	H1	A	D1	D2	D3	D4	D5	S1	S2	Kg	Pack	€
510 1005	100	50	150	100	1000	40	-	-	40	100	110	63	1,8	200	12,90
510 1010	100	100	150	150	1000	63	90	63	63	100	110	63	2,4	128	15,40
510 1015	100	150	150	200	1000	63	110	63	110	100	110	63	2,9	96	18,70
510 1510	150	100	200	150	1000	63	90	63	63	150	110	63	2,6	96	21,00
510 1515	150	150	200	200	1000	63	110	63	110	150	110	63	3,3	72	24,60
510 2005	200	50	250	100	1000	40	-	-	40	200	160	110	2,6	125	22,00
510 2010	200	100	250	150	1000	63	90	63	63	200	160	110	3,1	80	24,00
510 2015	200	150	250	200	1000	63	110	63	90	200	160	110	3,6	60	26,00
510 2020	200	200	250	250	1000	63	160	110	90	200	160	110	4,1	50	29,00
510 2025	200	250	250	300	1000	63	160	110	90	200	160	110	4,6	40	31,00
510 2030	200	300	250	350	1000	63	160	110	90	200	160	110	5,1	35	33,00

dimensioni in mm - dimension in mm

Griglie in ghisa sferoidale


Cast iron grids



code	material	drain cm ²	A	H	H1	L	F	load class	Kg	Pack	€
704C10	cast iron	220	146	20	20	500	86 x 16	C250	4,3	400	32,00
704C15	cast iron	348	197	20	20	500	136 x 16	C250	5,8	280	40,20
704C20	cast iron	494	247	20	20	500	186 x 18	C250	7,0	120	55,00

CODE

25 704C



C250

n.1 Canale PP con bordi in acciaio

n.2 Griglie in ghisa sferoidale



n.1 Fissaggio
n.8 zanche M10
n.8 viti M10x30

n.1 Steel edged PP channel


n.2 Cast iron grids

n.1 Fix kit
n.8 anchors M10
n.8 screws M10X30



CODE	 L x H	 L1 x H1	 kg	 pack	 €/m	 €/m	 €/m	 €/m
525 1005 704CS	100 x 50	150 x 100	13,0	84	98,50	26,50	64,00	8,00
525 1010 704CS	100 x 100	150 x 150	13,6	56	101,00	29,00	64,00	8,00
525 1015 704CS	100 x 150	150 x 200	14,1	42	104,30	32,30	64,00	8,00
525 1510 704CS	150 x 100	200 x 150	16,8	48	123,00	34,60	80,40	8,00
525 1515 704CS	150 x 150	200 x 200	17,5	36	126,60	38,20	80,40	8,00
525 200 5704CS	200 x 50	250 x 100	19,2	60	153,60	35,60	110,00	8,00
525 2010 704CS	200 x 100	250 x 150	19,7	40	155,60	37,60	110,00	8,00
525 2015 704CS	200 x 150	250 x 200	20,2	30	157,60	39,60	110,00	8,00
525 2020 704CS	200 x 200	250 x 250	20,7	25	160,60	42,60	110,00	8,00
525 2025 704CS	200 x 250	250 x 300	21,2	20	162,60	44,60	110,00	8,00
525 2030 704CS	200 x 300	250 x 350	21,7	20	164,60	46,60	110,00	8,00

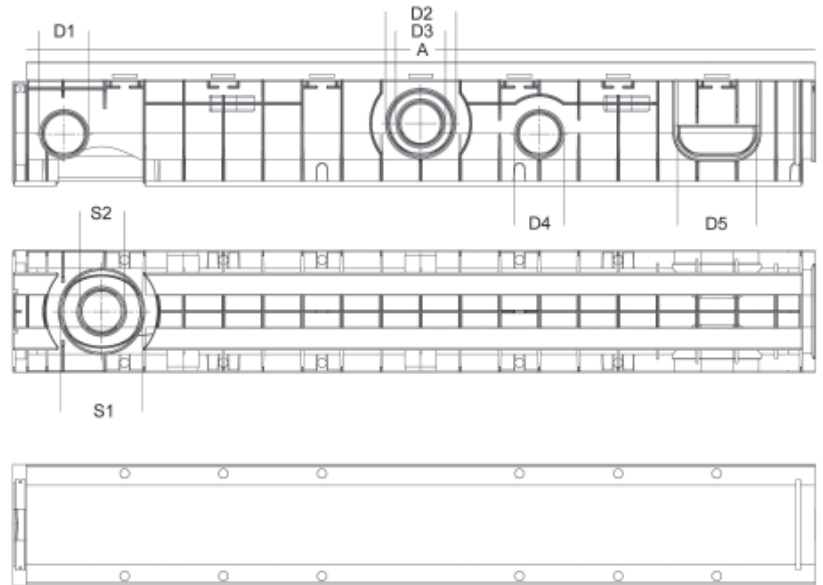
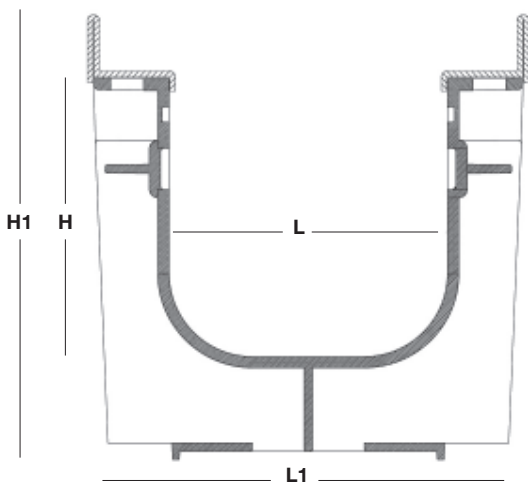
CODE
25 704C



C250

Canale PP con bordi in acciaio

Steel edged PP channel



code	L	H	L1	H1	A	D1	D2	D3	D4	D5	S1	S2	Kg	Pack	€
518 1005	100	50	150	100	1000	40	-	-	40	100	110	63	3,8	200	26,50
518 1010	100	100	150	150	1000	63	90	63	63	100	110	63	4,4	128	29,00
518 1015	100	150	150	200	1000	63	110	63	110	100	110	63	4,9	96	32,30
518 1510	150	100	200	150	1000	63	90	63	63	150	110	63	4,6	96	34,60
518 1515	150	150	200	200	1000	63	110	63	110	150	110	63	5,3	72	38,20
518 2005	200	50	250	100	1000	40	-	-	40	200	160	110	4,6	125	35,60
518 2010	200	100	250	150	1000	63	90	63	63	200	160	110	5,1	80	37,60
518 2015	200	150	250	200	1000	63	110	63	90	200	160	110	5,6	60	39,60
518 2020	200	200	250	250	1000	63	160	110	90	200	160	110	6,1	50	42,60
518 2025	200	250	250	300	1000	63	160	110	90	200	160	110	6,6	40	44,60
518 2030	200	300	250	350	1000	63	160	110	90	200	160	110	7,1	35	46,60

dimensioni in mm - dimension in mm

Griglie in ghisa sferoidale

Cast iron grids



code	material	drain cm ²	A	H	H1	L	F	load class	Kg	Pack	€
704C10	cast iron	220	146	20	20	500	86 x 16	C250	4,3	400	32,00
704C15	cast iron	334	197	20	20	500	136 x 16	C250	5,8	280	40,20
704C20	cast iron	494	247	20	20	500	186 x 18	C250	7,0	120	55,00

CODE

25 704D



D400

n.1 Canale PP con
bordi in acciaio

n.2 Griglie in ghisa
sferoidale

n.1 Fissaggio
n.8 zanche M10
n.8 viti M10x30

n.1 Steel edged
PP channel

n.2 Cast iron grids

n.1 Fix kit
n.8 anchors M10
n.8 screws M10x30



CODE	L x H	L1 x H1	kg	pack	€/m	€/m	€/m	€/m
525 1005 704DS	100 x 50	150 x 100	13,2	84	108,50	26,50	74,00	8,00
525 1010 704DS	100 x 100	150 x 150	13,8	56	111,00	29,00	74,00	8,00
525 1015 704DS	100 x 150	150 x 200	14,3	42	114,30	32,30	74,00	8,00
525 1510 704DS	150 x 100	200 x 150	17,6	48	140,60	34,60	98,00	8,00
525 1515 704DS	150 x 150	200 x 200	18,3	36	144,20	38,20	98,00	8,00
525 2005 704DS	200 x 50	250 x 100	20,8	60	173,60	35,60	130,00	8,00
525 2010 704DS	200 x 100	250 x 150	21,3	40	175,60	37,60	130,00	8,00
525 2015 704DS	200 x 150	250 x 200	21,8	30	177,60	39,60	130,00	8,00
525 2020 704DS	200 x 200	250 x 250	22,3	25	180,60	42,60	130,00	8,00
525 2025 704DS	200 x 250	250 x 300	22,8	20	182,60	44,60	130,00	8,00
525 2030 704DS	200 x 300	250 x 350	23,3	20	184,60	46,60	130,00	8,00

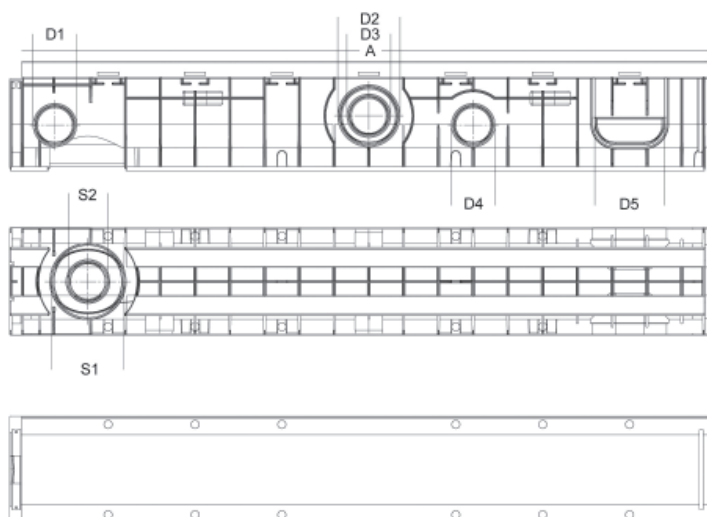
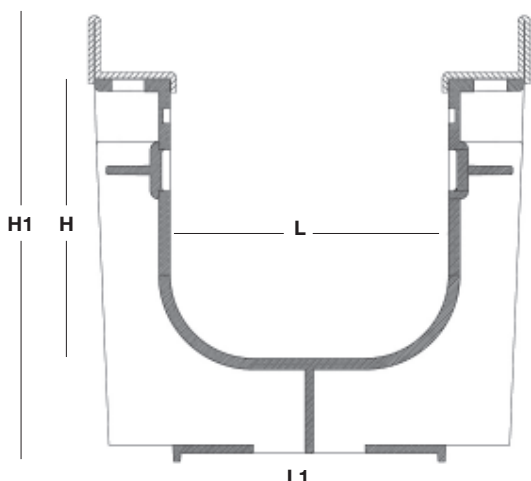
CODE
25 704D



D400

Canale PP con bordi in acciaio

Steel edged PP channel

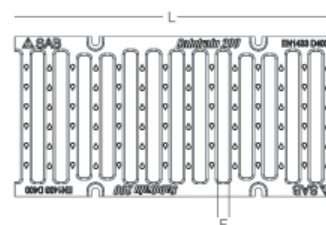
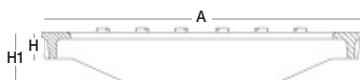


code	L	H	L1	H1	A	D1	D2	D3	D4	D5	S1	S2	Kg	Pack	€
518 1005	100	50	150	100	1000	40	-	-	40	100	110	63	3,8	200	26,50
518 1010	100	100	150	150	1000	63	90	63	63	100	110	63	4,4	128	29,00
518 1015	100	150	150	200	1000	63	110	63	110	100	110	63	4,9	96	32,30
518 1510	150	100	200	150	1000	63	90	63	63	150	110	63	4,6	96	34,60
518 1515	150	150	200	200	1000	63	110	63	110	150	110	63	5,3	72	38,20
518 2005	200	50	250	100	1000	40	-	-	40	200	160	110	4,6	125	35,60
518 2010	200	100	250	150	1000	63	90	63	63	200	160	110	5,1	80	37,60
518 2015	200	150	250	200	1000	63	110	63	90	200	160	110	5,6	60	39,60
518 2020	200	200	250	250	1000	63	160	110	90	200	160	110	6,1	50	42,60
518 2025	200	250	250	300	1000	63	160	110	90	200	160	110	6,6	40	44,60
518 2030	200	300	250	350	1000	63	160	110	90	200	160	110	7,1	35	46,60

dimensioni in mm - dimension in mm

Griglie in ghisa sferoidale

Cast iron grids



code	material	drain cm ²	A	H	H1	L	F	load class	Kg	Pack	€
704D10	cast iron	248	146	20	20	500	86 x 18	D400	4,4	150	37,00
704D15	cast iron	334	197	20	30	500	136 x 18	D400	6,2	238	49,00
704D20	cast iron	494	247	20	40	500	186 x 18	D400	7,8	100	65,00

Coperture cieche in ghisa sferoidale

Cast iron covers

*Optional

code	material	drain cm ²	A	H	H1	L	F	load class	Kg	Pack	€
854D20	cast iron	-	247	20	40	500	-	D400	8,9	100	74,00

CODE

25 704F



F900

n.1 Canale PP con
bordi in acciaio

n.2 Griglie in ghisa
sferoidale









n.1 Fissaggio
n.8 zanche M10
n.8 viti M10x30

n.1 Steel edged
PP channel

n.2 Cast iron grids

n.1 Fix kit
n.8 anchors M10
n.8 screws M10X30



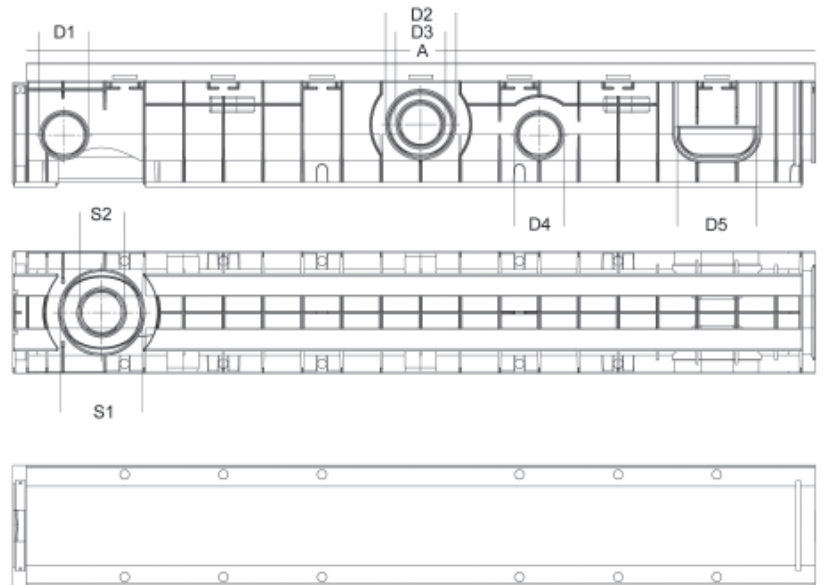
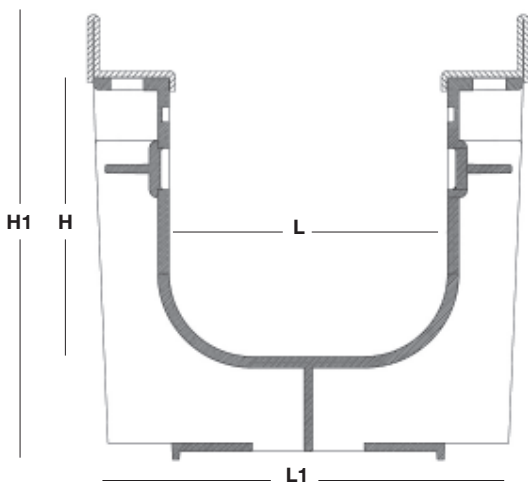
CODE	 L x H	 L1 x H1	 kg	 pack	 €/m	 €/m	 €/m	 €/m
525 1005 704FS	100 x 50	150 x 100	15,6	84	111,30	26,50	76,80	8,00
525 1010 704FS	100 x 100	150 x 150	16,2	56	113,80	29,00	76,80	8,00
525 1015 704FS	100 x 150	150 x 200	16,7	42	117,10	32,30	76,80	8,00
525 1510 704FS	150 x 100	200 x 150	22,6	48	158,60	34,60	116,00	8,00
525 1515 704FS	150 x 150	200 x 200	23,3	36	162,20	38,20	116,00	8,00
525 2005 704FS	200 x 50	250 x 100	32,6	60	203,60	35,60	160,00	8,00
525 2010 704FS	200 x 100	250 x 150	33,1	40	205,60	37,60	160,00	8,00
525 2015 704FS	200 x 150	250 x 200	33,6	30	207,60	39,60	160,00	8,00
525 2020 704FS	200 x 200	250 x 250	34,1	25	210,60	42,60	160,00	8,00
525 2025 704FS	200 x 250	250 x 300	34,6	20	212,60	44,60	160,00	8,00
525 2030 704FS	200 x 300	250 x 350	35,1	20	214,60	46,60	160,00	8,00

CODE
25 704F



Canale PP con bordi in acciaio

Steel edged PP channel

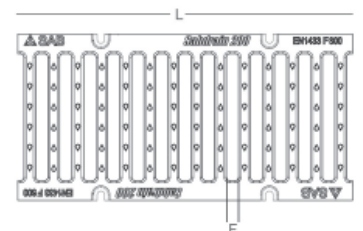


code	L	H	L1	H1	A	D1	D2	D3	D4	D5	S1	S2	Kg	Pack	€
518 1005	100	50	150	100	1000	40	-	-	40	100	110	63	3,8	200	26,50
518 1010	100	100	150	150	1000	63	90	63	63	100	110	63	4,4	128	29,00
518 1015	100	150	150	200	1000	63	110	63	110	100	110	63	4,9	96	32,30
518 1510	150	100	200	150	1000	63	90	63	63	150	110	63	4,6	96	34,60
518 1515	150	150	200	200	1000	63	110	63	110	150	110	63	5,3	72	38,20
518 2005	200	50	250	100	1000	40	-	-	40	200	160	110	4,6	125	35,60
518 2010	200	100	250	150	1000	63	90	63	63	200	160	110	5,1	80	37,60
518 2015	200	150	250	200	1000	63	110	63	90	200	160	110	5,6	60	39,60
518 2020	200	200	250	250	1000	63	160	110	90	200	160	110	6,1	50	42,60
518 2025	200	250	250	300	1000	63	160	110	90	200	160	110	6,6	40	44,60
518 2030	200	300	250	350	1000	63	160	110	90	200	160	110	7,1	35	46,60

dimensioni in mm - dimension in mm

Griglie in ghisa sferoidale

Cast iron grids



code	material	drain cm ²	A	H	H1	L	F	load class	Kg	Pack	€
704F10	cast iron	220	147	20	27,0	500	86 x 16	F900	5,6	150	38,40
704F15	cast iron	348	197	20	45,0	500	136 x 16	F900	8,7	100	58,00
704F20	cast iron	476	247	20	50,0	500	186 x 18	F900	13,7	50	80,00

CODE

25 704...

n.2 Canali PP con bordi in acciaio


n.2 Griglie in ghisa sferoidale

n.1 Fissaggio
n.8 zanche M12
n.8 viti M12x30

n.2 Steel edged PP channels

n.2 Cast iron grids

n.1 Fix kit
n.8 anchors M12
n.8 screws M12x30



CODE



L x H



L1 x H1



kg



pack



€/m



€/m



€/m



€/m

525 3020 704CS

300 x 200

390 x 260

37,6

15

304,00

100,00

184,00

20,00

525 3030 704CS

300 x 300

390 x 360

38,4

12

312,00

108,00

184,00

20,00



D400

525 3020 704DS

300 x 200

390 x 260

46,8

15

340,00

100,00

220,00

20,00

525 3030 704DS

300 x 300

390 x 360

47,6

12

348,00

108,00

220,00

20,00

NEW 525 5050 704DS

500 x 500

590 x 560

90,0

8

680,00

160,00

500,00

20,00



F900

525 3020 704FS

300 x 200

390 x 260

64,4

15

470,00

100,00

350,00

20,00

525 3030 704FS

300 x 300

390 x 360

65,2

12

478,00

108,00

350,00

20,00

NEW 525 5050 704FS

500 x 500

590 x 560

113,4

8

840,00

160,00

660,00

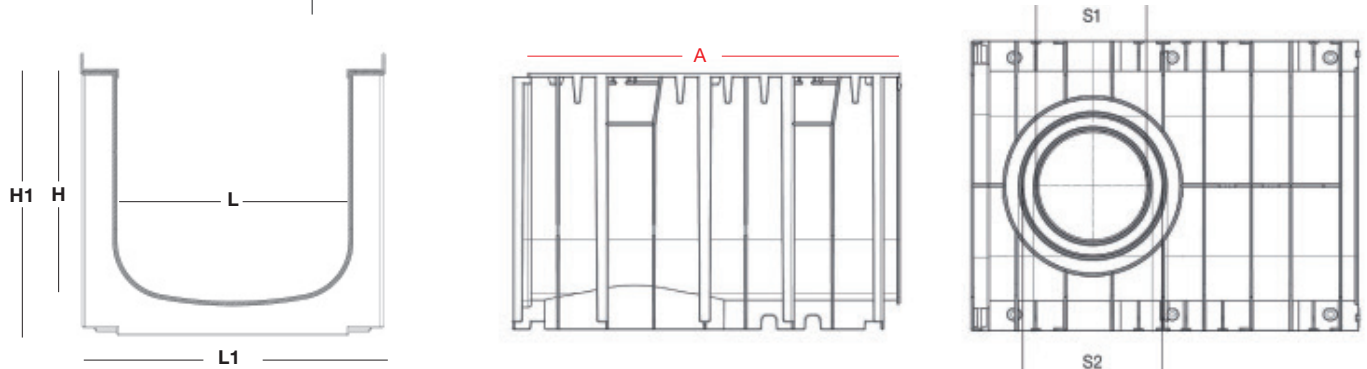
20,00

Disponibile in elementi da 500 mm o da 1000 mm.
Elements available both length 500 mm and 1000 mm.

CODE
25 704...

Canale PP con bordi in acciaio

Steel edged PP channel




code	L	H	L1	H1	A	S5	S4	S3	S2	S1	Kg	Pack	€
518 3020	300	200	390	260	500	-	-	-	200	160	4,6	60	50,00
518 3030	300	300	390	360	500	-	-	-	200	160	5,0	42	54,00
518 5050	500	500	590	560	500	400	315	250	200	160	9,8	16	80,00

dimensioni in mm - dimension in mm

Griglie in ghisa sferoidale

Cast iron grids



code	material	drain cm ²	A	H	H1	L	F	load class	Kg	Pack	€
704C30	cast iron	756	376	20	40	500	150 x 18	C250	13,8	60	92,00
704D30	cast iron	756	376	20	50	500	150 x 18	D400	18,4	60	110,00
704F30	cast iron	618	376	20	60	500	138 x 16	F900	27,2	60	175,00
704D50	cast iron	1070	580	20	60	500	165 x 18	D400	34,8	32	250,00
704F50	cast iron	1070	580	20	70	500	165 x 18	F900	46,5	32	330,00

Coperture cieche in ghisa sferoidale

Cast iron covers


*Optional

code	material	drain cm ²	A	H	H1	L	F	load class	Kg	Pack	€
854D30	cast iron	-	376	20	50	500	-	D400	20,8	60	130,00

CODE


25 707C









NEW




C250

- n.1 Canale PP con bordi in acciaio
- n.2 Griglie in ghisa heel guard
- n.1 Fissaggio
n.8 zanche M10
n.8 viti M10x30
- n.1 Steel edged PP channel
- n.2 Heel guard cast iron grids
- n.1 Fix kit
n.8 anchors M10
n.8 screws M10X30



CODE	 L x H	 L1 x H1	 kg	 pack	 €/m	 €/m	 €/m	 €/m
525 1005 707CS	100 x 50	150 x 100	16,2	84	110,50	26,50	76,00	8,00
525 1010 707CS	100 x 100	150 x 150	16,8	56	113,00	29,00	76,00	8,00
525 1015 707CS	100 x 150	150 x 200	17,3	42	116,30	32,30	76,00	8,00
525 1510 707CS	150 x 100	200 x 150	21,8	48	146,60	34,60	104,00	8,00
525 1515 707CS	150 x 150	200 x 200	22,5	36	150,20	38,20	104,00	8,00
525 2005 707CS	200 x 50	250 x 100	26,6	60	183,60	35,60	140,00	8,00
525 2010 707CS	200 x 100	250 x 150	27,1	40	185,60	37,60	140,00	8,00
525 2015 707CS	200 x 150	250 x 200	27,6	30	187,60	39,60	140,00	8,00
525 2020 707CS	200 x 200	250 x 250	28,1	25	190,60	42,60	140,00	8,00
525 2025 707CS	200 x 250	250 x 300	28,6	25	192,60	44,60	140,00	8,00
525 2030 707CS	200 x 300	250 x 350	29,1	20	194,60	46,60	140,00	8,00

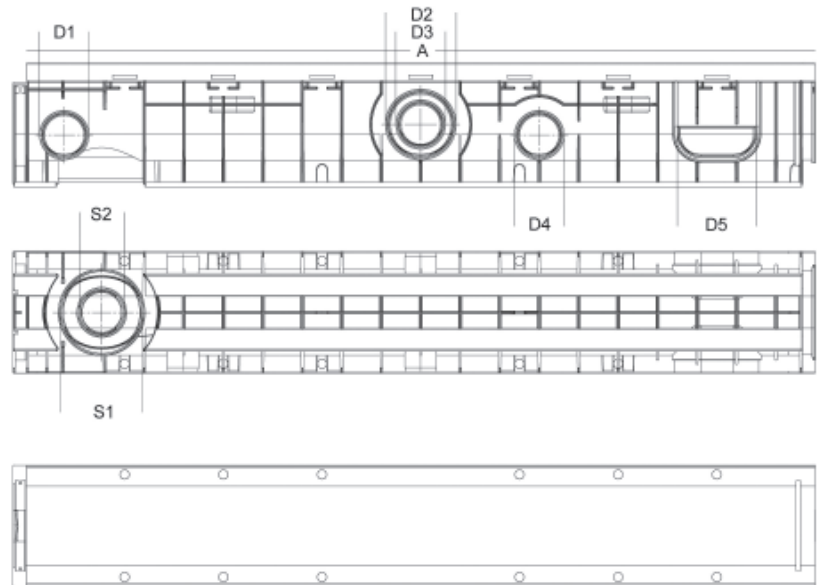
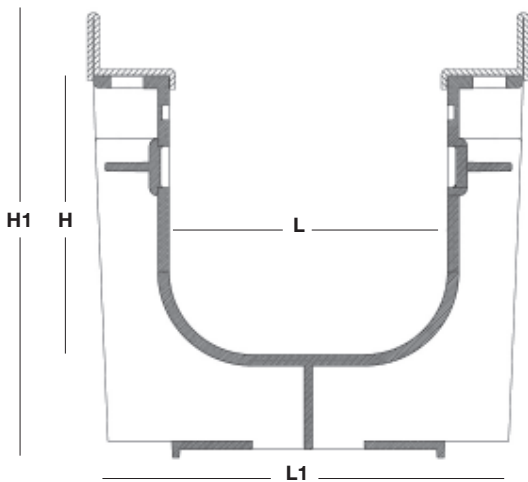
CODE
25 707C



C250

Canale PP con bordi in acciaio

Steel edged PP channel

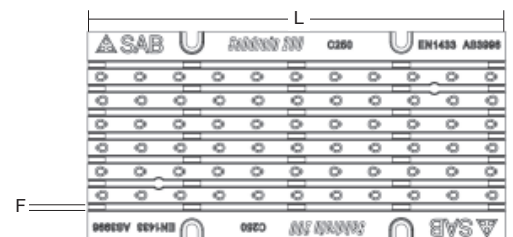
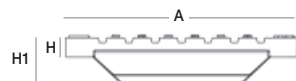


code	L	H	L1	H1	A	D1	D2	D3	D4	D5	S1	S2	Kg	Pack	€
518 1005	100	50	150	100	1000	40	-	-	40	100	110	63	3,8	200	26,50
518 1010	100	100	150	150	1000	63	90	63	63	100	110	63	4,4	128	29,00
518 1015	100	150	150	200	1000	63	110	63	110	100	110	63	4,9	96	32,30
518 1510	150	100	200	150	1000	63	90	63	63	150	110	63	4,6	96	34,60
518 1515	150	150	200	200	1000	63	110	63	110	150	110	63	5,3	72	38,20
518 2005	200	50	250	100	1000	40	-	-	40	200	160	110	4,6	125	35,60
518 2010	200	100	250	150	1000	63	90	63	63	200	160	110	5,1	80	37,60
518 2015	200	150	250	200	1000	63	110	63	90	200	160	110	5,6	60	39,60
518 2020	200	200	250	250	1000	63	160	110	90	200	160	110	6,1	50	42,60
518 2025	200	250	250	300	1000	63	160	110	90	200	160	110	6,6	40	44,60
518 2030	200	300	250	350	1000	63	160	110	90	200	160	110	7,1	35	46,60

dimensioni in mm - dimension in mm

Griglie in ghisa sferoidale

Cast iron grids




code	material	drain cm ²	A	H	H1	L	F	load class	Kg	Pack	€
707C10	cast iron	81	147	20	25	500	498 x 7	C250	5,9	132	38,00
707C15	cast iron	137	197	20	31	500	498 x 7	C250	8,3	96	52,00
707C20	cast iron	191	247	20	36	500	498 x 7	C250	10,7	78	70,00

CODE


25 707C

NEW



C250

- n.2 Canali PP con bordi in acciaio
- n.2 Griglie in ghisa heel guard
- n.1 Fissaggio
n.8 zanche M12
n.8 viti M12x30
- n.2 Steel edged PP channels
- n.2 Heel guard cast iron grids
- n.1 Fix kit
n.8 anchors M12
n.8 screws M12x30



L x H



L1 x H1



kg



pack



€/m



€/m



€/m




€/m

CODE	L x H	L1 x H1	kg	pack	€/m	€/m	€/m	€/m
525 3020 707CS	300 x 200	390 x 260	41,0	15	330,00	100,00	210,00	20,00
525 3030 707CS	300 x 300	390 x 360	41,8	12	338,00	108,00	210,00	20,00

Disponibile in elementi da 500 mm o da 1000 mm.
Elements available both length 500 mm and 1000 mm.

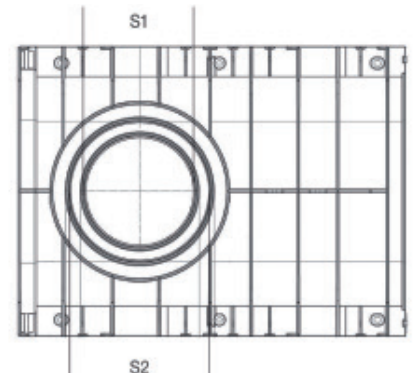
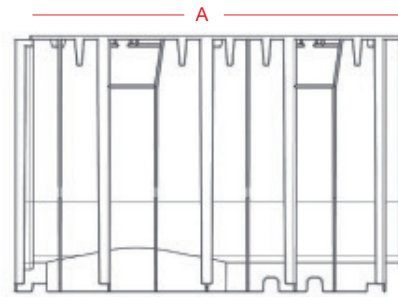
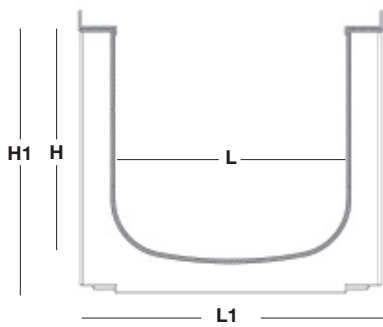
CODE
25 707C



C250

Canale PP con bordi in acciaio

Steel edged PP channel


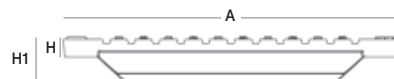


code	L	H	L1	H1	A	S5	S4	S3	S2	S1	Kg	Pack	€
518 3020	300	200	390	260	500	-	-	-	200	160	4,6	60	50,00
518 3030	300	300	390	360	500	-	-	-	200	160	5,0	42	54,00
518 5050	500	500	590	560	500	400	315	250	200	160	9,8	16	80,00

dimensioni in mm - dimension in mm

Griglie in ghisa sferoidale


Cast iron grids



code	material	drain cm ²	A	H	H1	L	F	load class	Kg	Pack	€
707C30	cast iron	273	376	20	47	500	498 x 7	C250	15,5	60	105,00

CODE





10 570L



C250


- n.1 Canale PP con bordi in plastica
- n.1 Griglia a feritoia acciaio zincato
- n.1 Plastic edged PP channel
- n.1 Galvanized steel slot grid



CODE	 L x H	 L1 x H1	 kg	 pack	 €/m	 €/m	 €/m
510 1005 570LZ	100 x 50	150 x 100	9,3
510 1010 570LZ	100 x 100	150 x 150	9,9
510 1015 570LZ	100 x 150	150 x 200	10,4
510 1510 570LZ	150 x 100	200 x 150	11,1
510 1515 570LZ	150 x 150	200 x 200	11,8
510 2010 570LZ	200 x 100	250 x 150	12,6
510 2015 570LZ	200 x 150	250 x 200	13,1
510 2020 570LZ	200 x 200	250 x 250	13,6
510 2025 570LZ	200 x 250	250 x 300	14,1
510 2030 570LZ	200 x 300	250 x 350	14,6

Quotazioni su richiesta.
Prices on demand.

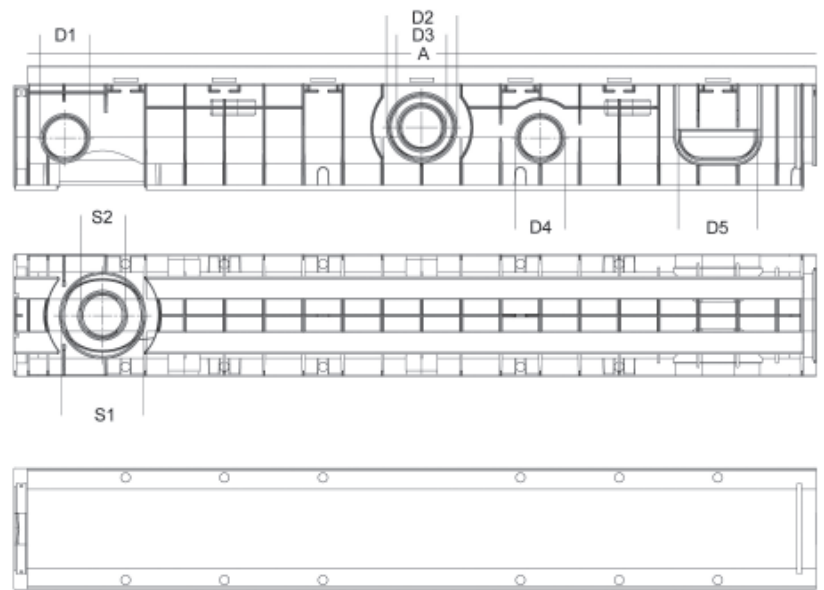
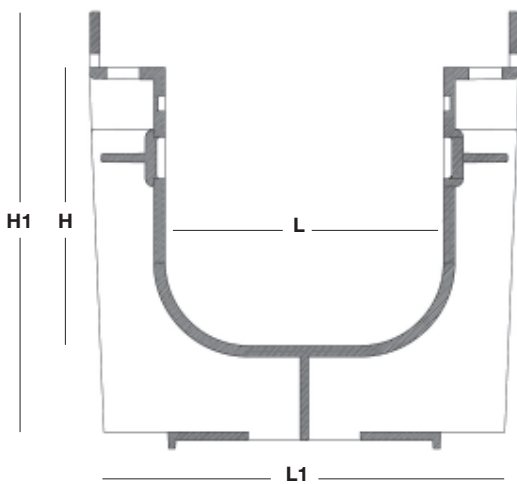
CODE
10 570L



C250

Canale PP con
bordi in plastica

Plastic edged
PP channel

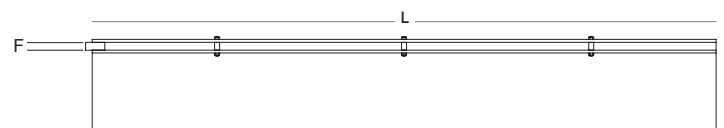
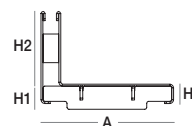


code	L	H	L1	H1	A	D1	D2	D3	D4	D5	S1	S2	Kg	Pack	€
510 1005	100	50	150	100	1000	40	-	-	40	100	110	63	1,8	200	12,90
510 1010	100	100	150	150	1000	63	90	63	63	100	110	63	2,4	128	15,40
510 1015	100	150	150	200	1000	63	110	63	110	100	110	63	2,9	96	18,70
510 1510	150	100	200	150	1000	63	90	63	63	150	110	63	2,6	96	21,00
510 1515	150	150	200	200	1000	63	110	63	110	150	110	63	3,3	72	24,60
510 2010	200	100	250	150	1000	63	90	63	63	200	160	110	3,1	80	24,00
510 2015	200	150	250	200	1000	63	110	63	90	200	160	110	3,6	60	26,00
510 2020	200	200	250	250	1000	63	160	110	90	200	160	110	4,1	50	29,00
510 2025	200	250	250	300	1000	63	160	110	90	200	160	110	4,6	40	31,00
510 2030	200	300	250	350	1000	63	160	110	90	200	160	110	5,1	35	33,00

dimensioni in mm - dimension in mm

Griglia a feritoia
acciaio zincato

Galvanized
steel slot grid



code	material	drain cm ²	A	H	H1	H2	L	F	load class	Kg	Pack	€
706C10L	steel	130	146	20	25	100	1000	13	C250	7,5
706C15L	steel	130	146	20	30	100	1000	13	C250	8,5
706C20L	steel	130	146	20	30	100	1000	13	C250	9,5












Altre dimensioni disponibili su richiesta.
More dimensions available on demand.

CODE

33 704...

- n.1 Pozzetto PP con bordi in acciaio
- n.1 Griglia in ghisa sferoidale
- n.1 Fissaggio
n.4 zanche M10
n.4 viti M10x30
- n.1 Steel edged PP drain box
- n.1 Cast iron grid
- n.1 Fix kit
n.4 anchors M10
n.4 screws M10x30

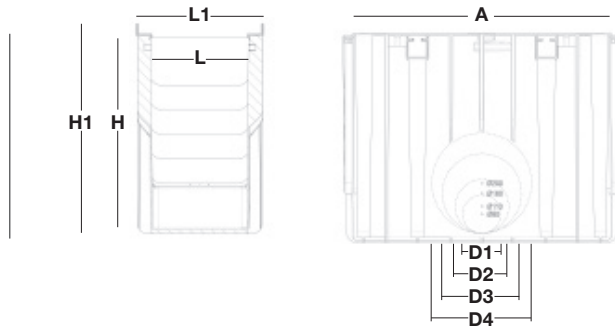


 C250	 L x H	 L1 x H1	 kg	 pack	 €	 €	 €	 €
533 10 704CS	100 x 400	150 x 430	8,1	48	90,50	54,50	32,00	4,00
533 15 704CS	150 x 400	200 x 430	9,7	36	114,60	70,40	40,20	4,00
533 20 704CS	200 x 400	250 x 430	11,3	30	145,30	86,30	55,00	4,00
 D400								
533 10 704DS	100 x 400	150 x 430	8,2	48	95,50	54,50	37,00	4,00
533 15 704DS	150 x 400	200 x 430	10,1	36	123,40	70,40	49,00	4,00
533 20 704DS	200 x 400	250 x 430	12,0	30	155,30	86,30	65,00	4,00
 F900								
533 10 704FS	100 x 400	150 x 430	9,4	48	96,90	54,50	38,40	4,00
533 15 704FS	150 x 400	200 x 430	12,6	36	132,40	70,40	58,00	4,00
533 20 704FS	200 x 400	250 x 430	17,9	30	164,30	86,30	74,00	4,00

CODE
33 704...

Pozzetto PP con bordi in acciaio

Steel edged PP drain box



code	L	H	L1	H1	A	D1	D2	D3	D4	D5	S1	S2	Kg	Pack	€
53310	100	400	150	430	500	80	110	160	200	-	-	-	3,6	60	54,50
53315	150	400	200	430	500	80	110	160	200	-	-	-	3,7	48	70,40
53320	200	400	250	430	500	80	110	160	200	-	-	-	4,0	40	86,30

dimensioni in mm - dimension in mm

Griglia in ghisa sferoidale


Cast iron grid



code	material	drain cm ²	A	H	H1	L	F	load class	Kg	Pack	€
704C10	cast iron	220	146	20	20	500	86 x 16	C250	4,3	400	32,00
704C15	cast iron	334	197	20	20	500	136 x 16	C250	5,8	280	40,20
704C20	cast iron	494	247	20	20	500	186 x 18	C250	7,0	120	55,00
704D10	cast iron	248	146	20	20	500	86 x 18	D400	4,4	150	37,00
704D15	cast iron	334	197	20	30	500	136 x 18	D400	6,2	238	49,00
704D20	cast iron	494	247	20	40	500	186 x 18	D400	7,8	100	65,00
704F10	cast iron	220	147	20	27,0	500	86 x 16	F900	5,6	150	38,40
704F15	cast iron	348	197	20	45,0	500	136 x 16	F900	8,7	100	58,00
704F20	cast iron	476	247	20	50,0	500	186 x 18	F900	13,7	50	74,00

ACCESSORIO
Cesto raccogli detriti

OPTIONAL
Debris collection basket

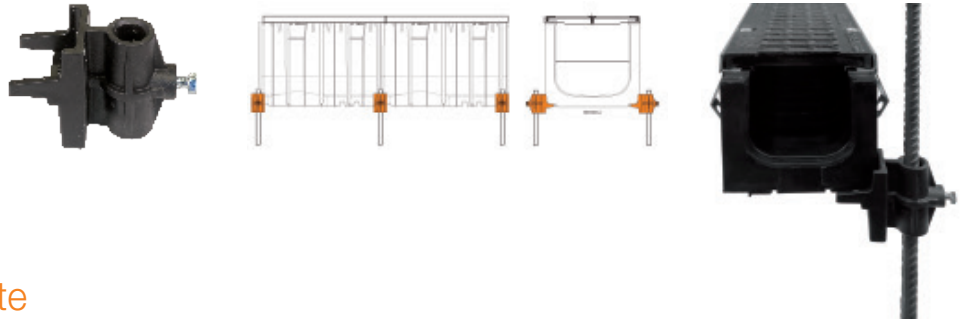


code	material	H	L	Kg	Pack	€
5010100	steel	200	85	2,7	1	55,00
5010150	steel	200	135	3,2	1	67,00
5010200	steel	200	185	3,7	1	78,00

Supporto per installazione

Installation support


code	material	Pack	€/pc
5006 0000	PP	10	2,00



Inserto per asfalto drenante

Insert for draining asphalt

code	material	drain cm ²	A	H	L	load class	Kg	Pack	€	€/m
50002010050	PAGF	56	25	20	500	D400	0,2	20	4,00	16,00



Tappo di salto

Stepped fall cap

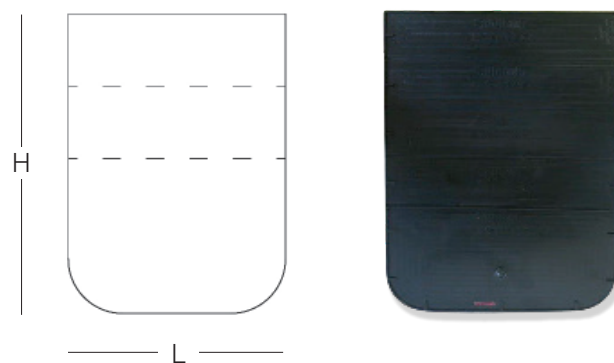
	CODE	
<p>H 50 L 100</p>	<p>5009 1005 € 8,00</p>	<p>100x50 100x100 100x150</p>
<p>H 50 L 150</p>	<p>5009 1505 € 10,00</p>	<p>150x100 150x150</p>
<p>H 50 L 200</p>	<p>5009 2005 € 12,00</p>	<p>200x100 200x150 200x200 200x250 200x300</p>
<p>H 100 L 300</p>	<p>5009 3010 € 20,00</p>	<p>300x200 300x300</p>



Paratie cieche

Blank end-plugs

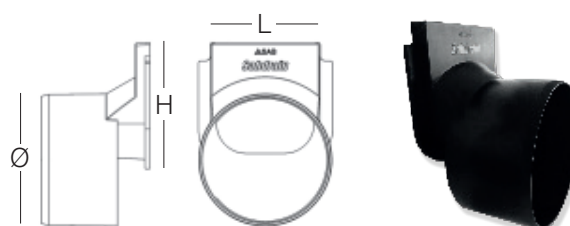
CODE	L x H	Ø	pack	€
5006 1005	100 x 50	-	10	3,18
5006 1010	100 x 100	-	10	4,24
5006 1015	100 x 150	-	10	5,30
5006 1510	150 x 100	-	10	5,30
5006 1515	150 x 150	-	10	6,90
5006 2005	200 x 50	-	5	7,00
5006 2010	200x100	-	5	7,20
5006 2015	200 x 150	-	5	7,42
5006 2020	200 x 200	-	5	9,54
5006 2025	200 x 250	-	5	11,00
5006 2030	200 x 300	-	5	12,72
5006 3020	300 x 200	-	1	29,00
5006 3030	300 x 300	-	1	31,80
5006 5050	500 x 500	-	1	50,00



Paratie con derivazione

End-plugs with off-take

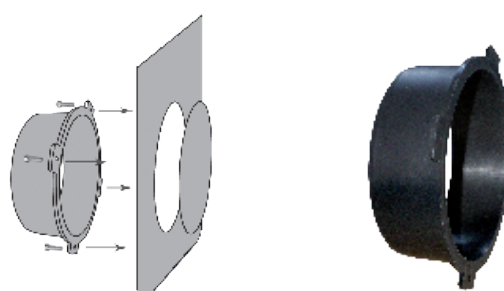
CODE	L x H	Ø	pack	€
5006 1010 075	100 x 100	75	5	5,24
5006 1010 090	100 x 100	90	5	5,24
5006 1015 090	100 x 150	90	5	6,30
5006 1515 110	150 x 150	110	5	7,90
5006 2030 090	200 x 300	110	5	13,72
5006 2030 160	200 x 300	160	1	13,72
5006 1010 110	100 x 100	110	1	6,50



Derivazione per paratie

Spigot off-take

CODE	L x H	Ø	pack	€
5000 7040	-	40	5	0,64
5000 7090	-	90	5	1,06
5000 7110	-	110	2	1,27
5000 7160	-	160	1	2,12



Grab

Grigliato in HDPE per prati carrabili

HDPE Grass saver
Dalle gazon en HDPE
Rejilla para césped en HDPE

VANTAGGI

Robusto
Leggero
Ecologico

ADVANTAGES


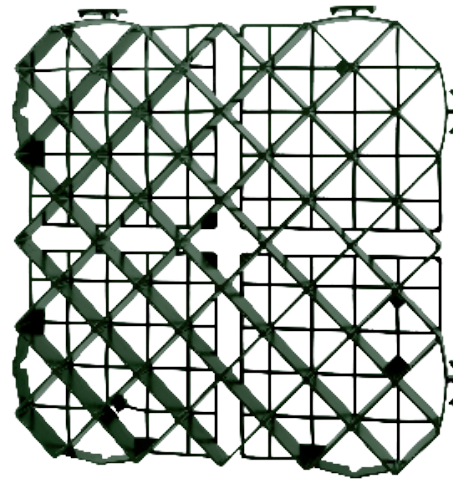
Strong
Light
Eco-friendly

AVANTAGES

Robuste
Lègere
Écologique

VENTAJAS

Robusto
Ligero
Ecológico



CODE: 07000	L mm	L1 mm	H mm	ton / m ²	pallet cm	pcs x plt	m ² x plt	pcs x m ²	€/m ²
0700040V	395	395	40	200	120 x 80 x 120	162	25	6,5	..
0700050V	395	395	50	200	120 x 80 x 120	132	20	6,5	...


Installazione

Installation / Installation / Instalacion

Prato
Grass



GRAB su terreno
GRAB with suitable ground



Sabbia
Sand



Stabilizzato
Mixed gravel



Suolo del sito
Ground site



Canyon

Embrice in PP per canale di scolo

PP Water run-off channel

Descent d'eau en PP

Alcantarillas para el drenaje de las aguas de carreteras en PP

VANTAGGI

Leggero
Sicuro
Veloce

ADVANTAGES

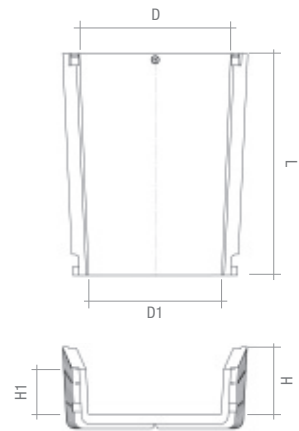

Light
Safe
Fast

AVANTAGES

Lègere
Sécore
Rapide

VENTAJAS

Ligero
Seguro
Rápido



CODE: 50009

L mm

D mm

D1 mm

H mm

H1 mm

pallet cm

pcs x plt

€/pc

50009

500

340

300

150

100

130 x 110 x 220

120

...

Installazione

Installation / Installation / Instalacion



Il sistema Canyon è composto da singoli elementi, collegabili fra loro tramite incastratura manuale. L'aggancio avviene calando l'elemento superiore su quello inferiore. Il sistema di aggancio a perni consente una rotazione degli elementi da +20° a -20° rispetto l'asse mediano, consentendo adeguare il canyon alla pendenza del terreno dove viene posato.

The Canyon system is made up of individual parts which can be connected together by hand, placing the upper part over the lower one. The jointing system, carried out by means of cylindrical pins, allow the parts to rotate from +20° to -20°, thus allowing the channel system to follow the slope of the land.

Le système Canyon est composé d'éléments singuliers qui sont connectés entre eux à travers d'un ancrage manuel, en mettant l'élément supérieur sur celui inférieur. Une rotation des éléments est faisable de +20° à -20°, cela permet d'adapter la pose du système aux variations angulaires du plan de pose.

El sistema Canyon està compuesto por elementos singulares que se conectan entre ellos por medio de conexión manual, bajando la borateja superior sobre la inferior. Los pernos cilindricos permiten una rotación de los elementos desde +20° hasta -20° respecto al eje mediano, permitiendo de adaptar la instalación a las variaciones de la inclinación del terreno.



Condizioni generali di vendita
Sale conditions / Conditions générales de vente / Condiciones
generales de venta
www.sabspa.com

Elenco prodotti a marchio
Certified products schedule / Liste de produits homologués
Lista de productos omologados
www.iip.it



ASAB



SAB S.p.A.
via Salvo D'Acquisto
61048 Sant'Angelo in Vado (PU) - Italy
tel. +39 0722 810 800
fax +39 0722 810 158
sab@tubi.net
www.sabspa.com

SYSTEM GROUP
www.tubi.net